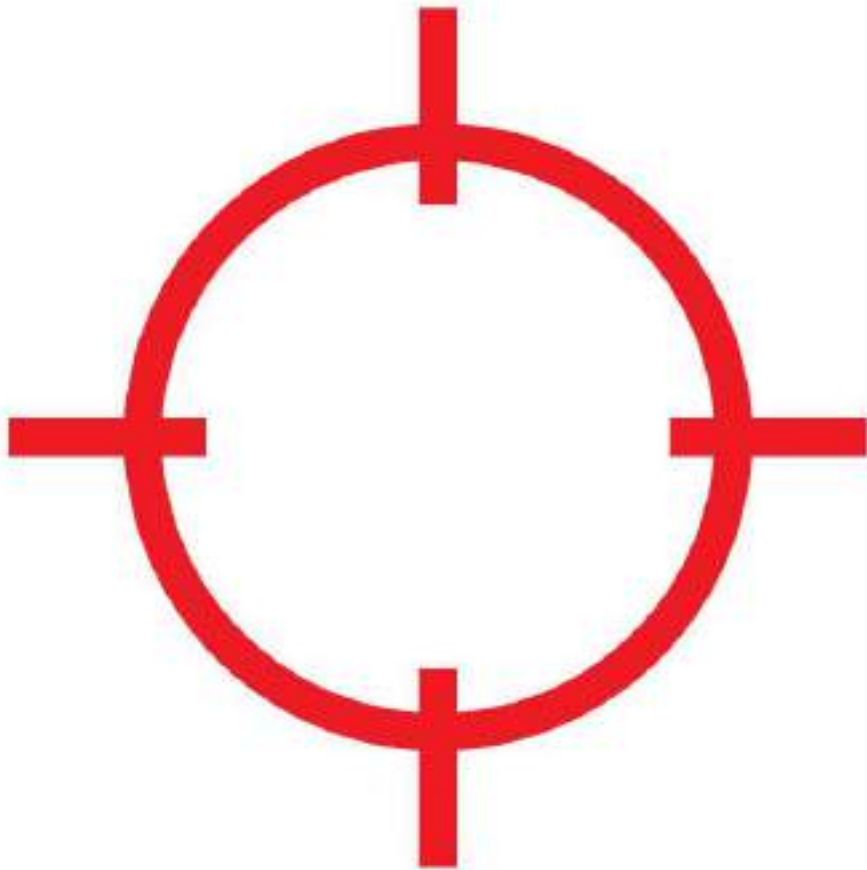




**POINT BLANK**





## **Point Blank Range (Pvt) Ltd.**

**B-217, (First Floor), Okhla Industrial Area Phase-I  
New Delhi-110020 (India)**

**Mobile : 9910200705, 9710200705, 9910700705, 9810200705  
E mail : [pointblankoffice@gmail.com](mailto:pointblankoffice@gmail.com), [contact@pointblank.in](mailto:contact@pointblank.in)  
[pointblank.in](http://pointblank.in)**

We

Dare to **Kill**

The Darkness.....



From . . .

**POINT BLANK RANGE**



# Contents

<b>Item / Model</b>	<b>Page</b>	<b>Highlight</b>
<b><u>Tyre Killers (Portable Road Blocks)</u></b>		
PRB-3 / PRB-5 / PRB-6 / PRB-7	1	Man Portable
<b><u>Dragon Search Lights (LED)</u></b>		
Protector 10 / Protector 20 / Protector 30	2	Most Sturdy
<b><u>Dragon Search Lights (Halogen)</u></b>		
Master Mind	3	Most Sturdy
Sharp Shooter	4	Most Sturdy
D-Killer	5	Most Sturdy
<b><u>Revolving Search Lights</u></b>		
YK-Revo 150 CR / YK-Revo 200 CR	6	New Launch
YK-Revo 150 SR / YK-Revo 200 SR / YK-Revo 250 SR / YK-Revo 300 SR	7	New Launch
YK-Revo 150 DR / YK-Revo 200 DR / YK-Revo 250 DR / YK-Revo 300 DR	8	Tower Light
YK-Revo 150 CS / YK-Revo 200 CS / YK-Revo 250 CS / YK-Revo 300 CS	9	Tower Light
YK-Revo150TRI / YK-Revo200TRI / YK-Revo250TRI / YK-Revo300TRI	10	Tower Light
<b><u>Remote Area LED Lights</u></b>		
YK-TELE 02Li	11	
YK-TELE 01Li	12	
<b><u>Emergency Work Light (Pole Type)</u></b>		
YK Pole 1	13	New Launch
<b><u>Rotating Search Lights</u></b>		
YK-Rotate 360	14	
YK-Rotate 1	15	
YK-Rotate 3	16	
<b><u>Identification FlashLight</u></b>		
YK-Focus 1	17	New Launch
<b><u>Diving Flash Lights</u></b>		
YK-DV 200	18	Under Water Light
<b><u>Fog Lights</u></b>		
YK-Fog 1 (Fog / Fire / Smoke)	19	

<b>Item / Model</b>	<b>Page</b>	<b>Highlight</b>
<b><u>Led Head Lamps</u></b>		
YK-HLZ1	20	<b>New Launch</b>
<b><u>Tri Color Signalling Flashlights</u></b>		
YK-TRICOL 3 (Red / White / Green)	21	
<b><u>LED Search Lights (30W)</u></b>		
Protector 30	2	<b>Most Sturdy</b>
YK-TS 27 STD	22	<b>Folding Stand</b>
YK-730	23	
<b><u>LED Search Lights (20W)</u></b>		
Protector 20	2	<b>Most Sturdy</b>
YK-M5	24	<b>New Launch</b>
YK-520	25	<b>Aluminium Body</b>
YK-720	26	
YK-1040	27	
<b><u>LED Search Lights (15W)</u></b>		
YK-715	28	
YK 515+	29	<b>New Launch</b>
YK-515	30	<b>Aluminium Body</b>
YK-111	31	
YK-E4	32	
YK-TS 15	33	<b>PC Conical Lens</b>
YK-M4	34	
YK-M2	35	
<b><u>LED Search Lights (10W)</u></b>		
Protector 10	2	<b>Most Sturdy</b>
YK-222	36	
Super Lite 10	37	
YK-TS 10	38	
YK-E3	39	
YK-M1	40	

<b>Item / Model</b>	<b>Page</b>	<b>Highlight</b>
<b><u>LED Search Lights (5W) / Laser Flash Light</u></b>		
YK Cub +	41	<b>New Launch</b>
Elite	42	<b>Flap Stand</b>
YK-MT 11	43	<b>With Laser</b>
<b><u>High Beam LED Flash Light Torches</u></b>		
YK-T55	44	<b>New Launch</b>
YK-T5	45	<b>With Zoom</b>
YK-T4	46	
<b><u>LED Flash Light</u></b>		
YK-MT20	47	<b>New Launch</b>
YK-MT12	48	
YK-MT30	49	
YK A1	50	<b>New Launch</b>
YK T3+	51	<b>New Launch</b>
YK T3	52	
YK T2+	53	<b>New Launch</b>
YK MT 3410	54	<b>With Zoom</b>
YK MT-DRY	55	<b>With Zoom</b>
YK-NHP (Night Hunter Plus)	56	<b>With Zoom</b>
YK-MT 3E / YK-SLEEK 1	57	
<b><u>LED Flood Lights</u></b>		
YK-FL25	58	
YK-FL30	59	
YK-FL40	60	
YK-FL60	61	
YK-FL60 SLR	62	
YK-FL100	63	
YK-FL100 SLR	64	
YK-FL150 SLR	65	
YK-FL200	66	
<b><u>LED Heli Pad Lights</u></b>		
YK-Heli 01	67	

<b>Item / Model</b>	<b>Page</b>	<b>Highlight</b>
<b><u>Hand Held Metal Detectors (HHMD)</u></b>		
Read Scan	68	
GP-140	69	Wireless Charging
GP-009	70	Led Bar Graph
MULTI POINT 01	71	Led Bar Graph
GP-3003B1	72	
GP-008 (Super Wand)	73	
MD-300	74	
PBR FD1	75	
SMD-100	76	
SM-10CM		
GP-Pointer	77	360 Degree Detection
GRT-800	78	360 Degree Detection
Metal Scan	79	
AR-934	80	Long Handle
<b><u>Palm Wear Metal Detectors</u></b>		
PBR-PW1	81	
<b><u>Deep Search Metal Detectors (DSMD)</u></b>		
AR-924	82	Ground Search
<b><u>Door Frame Metal Detectors (DFMD)</u></b>		
PBR-1000 FRP	83	
PBR-6000 / PBR-12Z / PBR-18Z	84	
<b><u>Breath Analyser (Alcohol Testers)</u></b>		
AT-6000 / AT 1100	85	
AT 7200 / AT 7200 P / Alco Test	86	
<b><u>Under Vehicle Search Mirrors</u></b>		
TM-01 / EM-01 / IM-01	87	

# NEW LAUNCHES




YK REVO SR SERIES  
(Details on Page 7)



YK REVO SR SERIES  
(Details on Page 6)



YK POLE 1  
(Details on Page 13)



YK M5  
(Details on Page 24)

# NEW LAUNCHES



YK 515+  
(Details on Page 29)



YK CUB+  
(Details on Page 41)



YK 515+  
(Details on Page 44)



YK CUB+  
(Details on Page 47)

# NEW LAUNCHES



YK A1

(Details on Page 50)



YK HL Z1

(Details on Page 20)



YK T2+

(Details on Page 53)



YK T3+

(Details on Page 51)



YK FOCUS 1 (Details on Page 17)

# ARRIVING (LAUNCHING) SOON



**We Master ....**

**.... to Deflate The Evil Designs**

from

**Point Blank Range**





# Tyre Killer/Portable Road Blocks

(caltrops / Spike Barrier / Tyre Buster etc)

Model: PRB-3, PRB-5, PRB-6

PRB-7 & Customised

7 M

Extended Length (PRB 7)

60 mm

Spike Height

<5 S

Activation Time

238


Spikes (PRB 7)

-20°C to +55°C

Operational

12 KG

Weight (PRB 5)



Operational Purpose : To Deflate Tyres of Vehicles Running Over it

## Specifications

Model	PRB 3	PRB 5	PRB 6	PRB 7
Main Frame	: Collapsible	Collapsible	Collapsible	Collapsible
Main Frame – Base	: Aluminum	Aluminum	Aluminum	Aluminum
Extendable	: Up to 3 m	Up to 5 m	Up to 6 m	Up to 7 m
Collapsed Length	: 16 Inches Approx	19 Inches Approx	19 Inches Approx	25 Inches Approx
Spike	: Metal Alloy	Metal Alloy	Metal Alloy	Metal Alloy
Spike Length	: 60mm	60mm	60mm	60mm
No. of Spikes	: 110	142	178	238
Spikes	: Replaceable on Field	Replaceable on Field	Replaceable on Field	Replaceable on Field
Temp. Conditions	: - 20deg C to +55 deg C	- 20deg C to +55 deg C	- 20deg C to +55 deg C	- 20deg C to +55 deg C
System Safety Hook	: Provided	Provided	Provided	Provided
Deployment Time	: Under 3 Minutes	Under 3 Minutes	Under 3 Minutes	Under 3 Minutes
Activation Time	: 2 to 5 Seconds	2 to 5 Seconds	2 to 5 Seconds	2 to 5 Seconds
Carrying Ease	: Single Person Can carry	Single Person Can carry	Single Person Can carry	Single Person Can carry
Gross Weight (Approx)	: 8.5 Kgs	12 Kgs	14.5 Kgs	18.5 Kgs
PackingEase	: With in few minutes	With in few minutes	With in few minutes	With in few minutes
Power	: No Power Needed	No Power Needed	No Power Needed	No Power Needed
Carrying Box	: Briefcase	Specially designed Aluminum Box	Specially designed Aluminum Box	Specially designed Aluminum Box
Dimensions (Approx)	: 407 x 305 x 81 mm	482 x 355 x 81 mm	482 x 432 x 81 mm	650 x 432 x 81 mm
Box Dimensions (Approx)	: Briefcase Specific	514 X 385 X 95mm	515 X 465 X 95mm	670 X 465 X 95mm

(Specifications, Size, Shape, Colour, Appearance etc are subject to change without any notice at any stage, E. & O. E.)  
pointblank.in



10 W  
20 W  
30 W

Watt

1 Km  
1.1 KM  
1.2 KM

Range  
(Up to)

15 h  
12 h  
9 h

Operation  
Time

165  
mm

Front Dia

3

Modes

1.65  
KG

Weight



Optionally Available with Solar Charging & Solar Panel

## Specifications

Model	Protector 10	Protector 20	Protector 30
Type of lamp/ Wattage	LED / 10W	LED / 20W	LED / 30W
Dia of search light (Approx)	165 mm	165 mm	165 mm
Dimensions	250L X165 Front Dia 135 mm Tail Dia	250L X165 Front Dia 135 mm Tail Dia	250L X165 Front Dia 135 mm Tail Dia
Box Dimensions	295X200X205 mm	295X200X205 mm	295X200X205 mm
Battery	SMF 6V5 Ah Lead Acid	SMF 6V5 Ah Lead Acid	SMF 6V5 Ah Lead Acid
Body Material/Color	3mm thick ABS / Black	3mm thick ABS / Black	3mm thick ABS / Black
Operation Modes	3 Modes: High-Low-Flasher	3 Modes: High-Low-Flasher	3 Modes: High-Low-Flasher
Operation Time (upto)	High Mode 5.5 h Low Mode 15h	High Mode 5 h Low Mode 12h	High Mode 4.5 h Low Mode 9h
Charging Time	About 10 hours	About 10 hours	About 10 hours
Battery Charger Circuit	Inbuilt	Inbuilt	Inbuilt
Charging	220+10%AC single phase 50 cycle	220+10%AC single phase 50 cycle	220+10%AC single phase 50 cycle
Range	Up to 1Km	Up to 1.1Km	Up to 1.2Km
Weight (Approx)	1.65 KG with Battery	1.65 KG with Battery	1.65 KG with Battery
Gross Weight (Approx)	2.1 KG	2.1 KG	2.1 KG
Switch	Push Button	Push Button	Push Button
Indications	Charging Indicator	Charging Indicator	Charging Indicator
Accessories	Charging Lead, Adjustable Shoulder Strap	Charging Lead, Adjustable Shoulder Strap	Charging Lead, Adjustable Shoulder Strap
Shock Proof	1 mtr	1 mtr	1 mtr
Charging Lead Length	1.25 mtr. (Approx)	1.25 mtr. (Approx)	1.25 mtr. (Approx)
Op. Temp	-10 to +55 degree C	-10 to +55 degree C	-10 to +55 degree C



**55 W**

Watt

**1 Km**

Range  
(Up to)

**1 hrs**

Operation  
Time

**165 mm**

Front Dia

**3**

Modes

**3.51 KG**

Weight



Optionally Available with Solar Charging & Solar Panel

## Specifications

Type of lamp/Wattage	: Halogen 55W
Dia of search light (Approx)	: 165 mm
Dimensions	: 250L X 165 Front Dia X 135 mm Tail Dia
Box Dimensions	: 295 X 200 X 205 mm
Battery	: SMF 12V7Ah Lead Acid
Body Material Color	: 3mm thick ABS / Black
Operation Modes	: 3 Modes (Continuous - Flasher - Timer)
Operation Time	: Continuous Mode : 60 Min (+ 10 Min), Timer 45 - 60 Sec
Op Temp	: -10 to +55 degree C
Flasher Mode	: Repeat Press PUSH TO ON Switch after Selecting Flasher Mode
Charging Time	: About 8 hours
Battery Charger Circuit	: Inbuilt
Charging	: Input Voltage 220+10%AC single phase 50 cycle
Charging Cord Length	: 1.25m Standard
Range	: Up to 1Km
Weight (Approx)	: 3.51 Kg with Battery
Gross Weight (Approx)	: 3.84 Kg
Switch	: Selector Toggle, Push Button
Glass	: Toughened
Indications	: Charging Indicator, Low Battery
Shock Proof (Drop Test)	: 1.5 m
Accessories	: Charging Lead, Adjustable Shoulder Strap



**55 W**

Watt

**1 Km**

Range  
(Up to)

**1 hrs**

Operation  
Time

**165 mm**

Front Dia

**4**

Modes

**3.47 KG**

Weight



Optionally Available with Solar Charging & Solar Panel

## Specifications

Type of lamp/Wattage	: Halogen 55W
Dia of search light (Approx)	: 165 mm
Dimensions	: 250L X 165 Front Dia X 135 mm Tail Dia
Box Dimensions	: 295 X 200 X 205 mm
Battery	: SMF 12V7Ah Lead Acid
Body Material Color	: 3mm thick ABS / BLACK
Operation Modes	: 4 Modes: Continuous – Timer -Dimmer-Auto Flasher (Time Variable)
Operation Time	: Continuous Mode : 60 Min ( + 10 Min), Timer 45 – 60 Sec
Auto Flasher	: Adjustable Multi Time Levels
Charging Time	: About 8 hours
Battery Charger	: Inbuilt
Solar Charging Panel	: Optional
Charging	: Input Voltage 220+10%AC single phase 50 cycle
Charging Cord Length	: 1.25m Standard
Range	: Up to 1Km
Weight (Approx)	: 3.47 Kg with Battery
Gross Weight (Approx)	: 3.8 Kg
Switches	: Membrane, Master Push to ON Switch
Glass	: Toughened
Indications	: Charging, System ON, Low battery, AC / DC Blown Fuse
Shock Proof (Drop Test)	: 1.5m
Accessories	: Charging Lead, Adjustable Shoulder Strap
Op. Temp.	: -10 to +55 degree C



**55 W**

Watt

**1 Km**

Range  
(Up to)

**1 hrs**

Operation  
Time

**165 mm**

Front Dia

**5**

Modes

**3.4 KG**

Weight



Optionally Available with Solar Charging & Solar Panel

## Specifications

Type of lamp/Wattage	: Halogen 55W
Dia of search light (Approx)	: 165 mm
Dimensions	: 250L X 165 Front Dia X 135 mm Tail Dia
Box Dimensions	: 295 X 200 X 205 mm
Battery	: SMF 12V7Ah Lead Acid
Body Material Color	: 3mm thick ABS / BLACK
Operation Modes	: 5 Modes: Continuous – Flasher - Timer -Dimmer-Auto Flasher (Time Variable)
Operation Time	: Continuous Mode : 60 Min ( + 10 Min), Timer 45 – 60 Sec
Op. Temp	: -10 to +55 degree C
Auto Flasher	: Adjustable Multi Time Levels
Charging Time	: About 8 hours
Battery Charger	: Inbuilt
Solar Charging Panel	: Optional
Charging	: Input Voltage 220+10%AC single phase 50 cycle
Charging Cord Length	: 1.25m Standard
Range	: Up to 1Km
Weight (Approx)	: 3.43 Kg with Battery
Gross Weight (Approx)	: 3.93 Kg
Glass	: Toughened
Indications	: System ON, Adv Low battery, Batt Cut Off, Charging ON, AC / DC Blown Fuse
Shock Proof (Drop Test)	: 1m
Accessories	: Charging Lead, Adjustable Shoulder Strap
Switches	: Toggle (For Continuous, Timer, Flasher Mode Selection) Rotary ( For Dimmer & Auto Flasher Modes) Push to ON (For Switching ON after Mode Selection, Manual Flasher)



# LED Auto Revolving Search Lights Model: YK-REVO CR Series

Models : YK-REVO 150 CR / 200 SR

200W

Watt  
(Model Specific)

600  
MTRS

Range (Up to)  
(Model Specific)

335

Dia of Light  
In (mm)

>140  
lm/w

Efficiency

1

LED Panel

20  
KGS

Weight  
(Model Specific)



Free from UV Interference. Multiple Circuits to Avoid Complete Run- Down

## Specifications

Type of lamp/ Wattage	: LED/ Available in 150W / 200W	Range (Up to)	: 150 w - 400m, 200 w – 600m 250 w – 800m, 300 w – 1000m
Available Models	: YK REVO 150 CR (76 Leds) YK REVO 200 SR ( Leds)	Cordless Remote	: Features Include: ON – OFF Inbuilt Push Buttons For 1) UP 2) Down 3) Forward 4) Reverse 5) Auto Rotation 6) Manual Rotation 7) Cruise Mode - 3 Selection Modes 8) 3 Speed Type Selection Modes
Light Enclosure	: Weather , Rust Proof , Outdoor Type	Remote Range	: Up to 50M Line of Sight
Illumination Level	: Min.4500 Lux @10m away with 0.6m Round Focus	LED life time	: 1,00,000 hours (Approx)
Efficiency	: >140 lm/w	Movement	: Auto Rotation - Horizontal -360 Degrees , Vertical - 60 Degrees
Input Voltage	: 230v AC	Auto Cut-Off	: Inbuilt Auto Cut-Off at high Voltage
Working Voltage	: Between 150v - 300v , 50 Hz	Power Factor	: Minimum 95%
Protection Against	: Over/Under Volts	Working Temp.	: -10 to +55 Degree C
Motor wattage	: 100W in Each Variant	Net Weight	: 150 SR-7Kgs, 200 SR-8Kgs Aprx
Revolving RPM	: 1.5 Can Be Customised from 1 to 10	Impact Resistant	: Minimum IK-07
Color Temperature	: 5000K - 6000K	Dimensions	: Motor Dim - 274 H x 180 (Dia) Base Pad - 135 L x 80 mm
Beam angle	: Narrow Beam 5 (+/-1) Degree / Customisable	Protection	: Low, High Volt ,Short Circuit, Overheat, Surge
IP Rating	: IP66	Safety Norms	: As Per IEC 62471/EN 62471/15:16108
Body Material	: Die Cast LM6 Body with Air Fins , Powder Coated		
Base	: Compact Auto Revolving Mechanism		
Lens material	: Optical Grade PMMA- PC Lens		
Reflector Lens	: >90%		
Efficiency	: >140 Lm/W		
Glass	: Toughened Sealed with silicon Gasket		
Cordless Remote	: Operating Range 100 Mtrs Aprx. , RF Based		

(Specifications, Size, Shape, Colour, Appearance etc are subject to change without any notice at any stage, E. & O. E.)  
pointblank.in



# LED Revolving Search Lights

Auto/Semi Automatic Varients

## Model: YK-REVO SR Series

YK-REVO 150 SR / 200 SR / 250 SR / 300 SR

**300 W**

**Watt**  
(Model Specific)

**1 KM**

**Range (Up to)**  
(Model Specific)

**335**

**Dia of Light**  
In (mm)

**>140 lm/w**

**Efficiency**

**1**

**LED Panel**

**45 KGS**

**Weight**  
(Model Specific)



(Optional)



Free from UV Interference. Multiple Circuits to Avoid Complete Run- Down

## Specifications

Type of lamp/ Wattage	: LED/(Available in 150W / 200W / 250W / 300W)	Range (Up to)	: 150 w - 400m, 200 w - 600m 250 w - 800m, 300 w - 1000m
Available Models	: YK REVO 150 SR YK REVO 200 SR YK REVO 250 SR YK REVO 300 SR	Cordless Remote	: Features Include: ON - OFF Start/Stop Rotation - Optional Clockwise Rotation - Optional Anticlockwise Rotation - Optional Control Panel Board - Optional Inc. / Dec. RPM Speed - Optional
Efficiency	: >140 lm/w	Remote Range	: Up to 50M Line of Sight
Input Voltage	: 230v AC	LED life time	: 1,00,000 hours (Approx)
Working Voltage	: 100-300 Vac , 50Hz	Movement	: Clockwise Horizontal Auto Revolving Anticlockwise - Optional 360 Degree Vertical - 45 Degree (Manual)
Protection Against	: Over/Under Volts	Working Temp.	: -10 to +55 Degree C
Motor wattage	: 100W in Each Variant	Net Weight	: 150 SR-30 KGS , 200 SR-33 KGS, (Approx) 250 SR-36 KGS , 300 SR-39 KGS
Revolving RPM	: 1.5 Can Be Customised from 1 to 10	Motor Dim	: 440 (L) x 370 (B) x 545 (H) mm
Color Temperature	: 6500K		
Beam angle	: 5° / Can be Customized for Higher Degrees		
IP Rating	: IP66		
Body Material	: Die Cast LM6 Body with Air Fins , Powder Coated		
Base	: Auto Revolving Mechanism (Customisation)		
Lens material	: Optical Grade PMMA- PC Lens		
Reflector Lens	: >90%		
Efficiency	: >140 Lm/W		
Glass	: Toughened Sealed with silicon Gasket		
Cordless Remote	: Optionally Available (Range Upto 50 Mtrs Open Area)		

(Specifications, Size, Shape, Colour, Appearance etc are subject to change without any notice at any stage, E. & O. E.)  
pointblank.in



# LED Auto Revolving Search Light

Models : YK-Revo 150 DR / 200 DR / 250 DR / 300 DR

Model: YK- REVO DR Series

300  
W

Watt  
(Model Specific)

1  
KM

Range (Up to)  
(Model Specific)

Easy  
use

Cordless Remote

>140  
lm/w

Efficiency

2

LED Panels

60  
KG

Weight  
(Model Specific)



Free from UV Interference. Multiple Circuits to Avoid Complete Run- Down

## Specifications

Type of lamp/ Wattage	: LED/(Available in 150W / 200W / 250W / 300W)	Range (Up to)	: 150 w - 400m, 200 w - 600m 250 w - 800m, 300 w - 1000m
Available Models	: YK-Revo 150 DR (2 LED Panels of 150W each) YK-Revo 200 DR (2 LED Panels of 200W each) YK-Revo 250 DR (2 LED Panels of 250W each) YK-Revo 300 DR (2 LED Panels of 300W each)	Cordless Remote	: Features Include: ON - OFF (A) One Light On Off (B) Second Light On Off (C) Revolving Stop-On (revolving change) (D) Clockwise- Anticlockwise
Efficiency	: >140 lm/w	Remote Range	: Up to 50M Line of Sight
Input Voltage	: 230v AC	LED life time	: 1,00,000 hours (Approx)
Working Voltage	: 100-300 Vac , 50Hz	Movement	: Multi Direction Swivel (Horizontal-360 degree Through Cordless Remote Vertical-45 Degree Manual)
Protection Against	: Over/Under Volts	Working Temp.	: -10 to +55 Degree C
Motor wattage	: 100W in Each Variant	Net Weight	: YK Revo 150 DR - 45kg YK Revo 200 DR - 50kg YK Revo 250 DR - 55kg YK Revo 300 DR - 60kg (All Models Weight with 2 Light panels)
Revolving RPM	: 1.5		
Color Temperature	: 6500K		
Beam angle	: 5° / Can be Customized for Higher Degrees		
IP Rating	: IP66		
Body Material	: Die Cast LM6 Body with Air Fins , Powder Coated		
Base	: Auto Revolving Mechanism		
Lens material	: Optical Grade PMMA- PC Lens		
Reflector Lens	: >90%		
Efficiency			
Glass	: Toughened Sealed with silicon Gasket		



# LED Manual Revolving Search Lights

Models : YK-Revo 150 CS / 200 CS / 250 CS / 300 CS

Model: YK- REVO CS Series

300  
W

Watt  
(model specific)

1  
Km

Range (Up to)  
(model specific)

1

Operation  
Mode

IP  
66

Waterproof  
(IP Rating)

>140

Efficiency

16  
KG

Weight  
(model specific)



Free from UV Interference. Multiple Circuits to Avoid Complete Run Down

## Specifications

Type of lamp/Wattage	: LED/(Available in 150W/200W/250W/300W)
Available Models	: YK-Revo 150 CS, YK-Revo 200 CS, YK-Revo 250 CS, YK-Revo 300 CS
Efficiency	: >140 lm/w
Input Voltage	: 230v AC
Working Voltage	: 100-300 Vac, 50Hz
Range	: 1 Km (Approx)
Color Temperature	: 6500K
Beam angle	: 5°/Can be Customized for Higher Degrees
IP Rating	: IP66
Body Material	: Die Cast LM6 Body with Air Fins, Powder Coated
Base	: CS Stand
Lens material	: Optical Grade PMMA-PC Lens
Reflector Lens Efficiency	: >90%
Glass	: Toughened, Sealed with silicon Gasket
Range (Up to)	: 150w-400m, 200w-600m, 250w-800m, 300w-1000m
LED life time	: 1,00,000 hours (Approx)
Movement	: Multi Direction Swivel (Horizontal-360 degree, Vertical-45 Degree Manual)
Working Temperature	: -10 to +55 Degree C
Net Weight (Approx)	: Yk Revo 150 CS-10kg, Yk Revo 200 CS-12kg, Yk Revo 250 CS-15kg , Yk Revo 300 CS-16kg
Protection Against	: Over/Under Volts



# LED Manual Revolving Search Lights

YK-Revo Tri Series

Models : YK-Revo 150 TRI / 200 TRI / 250 TRI / 300 TRI



**300 W**  
Watt  
(Model Specific)



**1 KM**  
Range (Up to)  
(Model Specific)



**1**  
Operation  
Mode



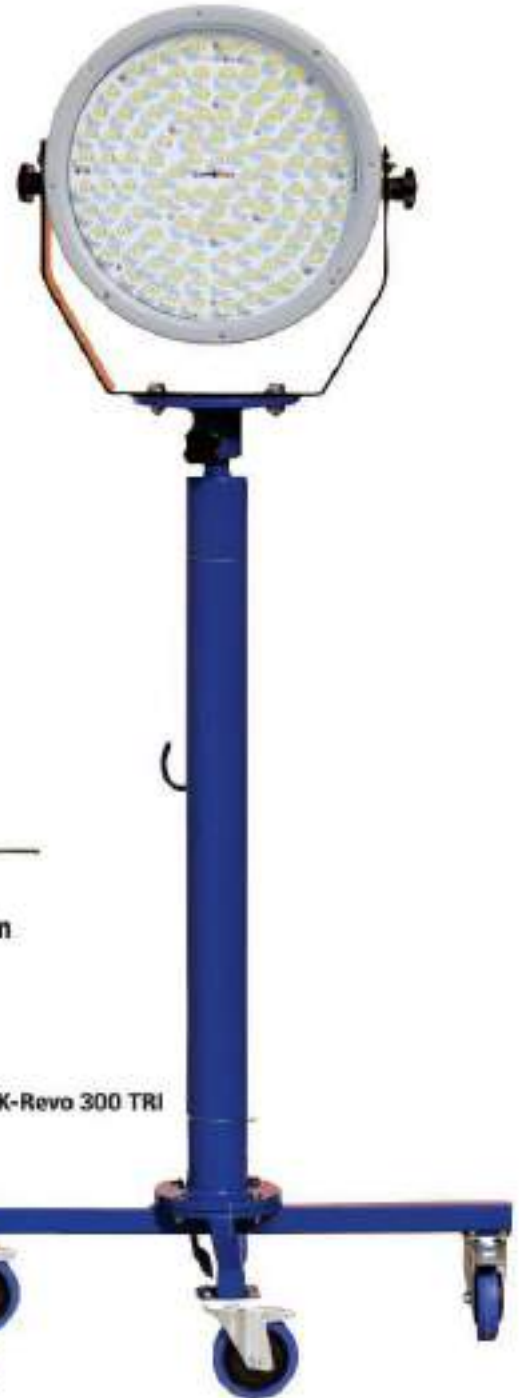

**IP 66**  
Waterproof  
(IP Rating)



**>140 lm/w**  
Efficiency



**16 KG**  
Weight  
(Model Specific)



Free from UV Interference. Multiple Circuits to Avoid Complete Run Down

## Specifications

Type of lamp/Wattage	:: LED/(Available in 150W/200W/250W/300W)
Available Models	:: YK-Revo 150 TRI, YK-Revo 200 TRI, YK-Revo 250 TRI, YK-Revo 300 TRI
Efficiency	:: >140 lm/w
Input Voltage	:: 230v AC
Working Voltage	:: 100-300 Vac, 50Hz
Range	:: 1 Km Approx
Protection Against	:: Over/Under Volts
Color Temperature	:: 6500K
Beam angle	:: 5°/Can be Customized for Higher Degrees
IP Rating	:: IP66
Body Material	:: Die Cast LM6 Body with Air Fins, Powder Coated
Base	:: 1 Meter Tripod Stand with 4 Wheels for Easy Movement
Lens material	:: Optical Grade PMMA-PC Lens
Reflector Lens Efficiency	:: >90%
Glass	:: Toughened, Sealed with silicon Gasket
Range (Up to)	:: 150w-400m, 200w-600m, 250w-800m, 300w-1000m
LED life time	:: 1,00,000 hours (Approx)
Movement	:: Multi Direction Swivel (Horizontal-360 degree, Vertical-45 Degree Manual)
Working Temperature	:: -10 to +55 Degree C
Net Weight(Approx)	:: Yk Revo 150 TRI-25kg, Yk Revo 200 TRI-30kg, Yk Revo 250 TRI-32kg, Yk Revo 300 TRI-35kg

(Specifications, Size, Shape, Colour, Appearance etc are subject to change without any notice at any stage, E. & O. E.)  
pointblank.in



144  
W

Watt  
(72X2 heads)

12000  
Lm

Lumens

20  
hrs

Operation  
Time

2  
M

Mast  
Height

4

Modes

12.6  
KG

Weight



## Specifications

Type Of Lamp	: LED 48 Nos
Rated Power	: 144W (2 Light Heads of 72W each)
Input Voltage	: 12V
Rated Luminous	: 3600 (Low) / 12000 (High)
Color Temperature (degree K)	: 6000-7000K
Type Of Battery	: 12V24AH Lithium battery
Material	: telescopic rod : aluminum alloy three-pole case: PP+20%GF
Dimensions	: case: 550X348X249 mm head: 178X137X92 mm
Colour	: Greyish Black
Working Time	: Strong: 4.5H / Middle: 9H / Low: 20H
Battery Charging Time	: 6 hours
Operation Modes	: 4 Modes (LOW-Medium-High-FLASH)
Led Bulb Life	: 1,00,000h
Telescopic Mast Height	: Extendable up to 2 meters
Waterproof	: IPX5
Weight	: 12.6 kg Approx (Including Battery)
Light Shape	: Spotlight and Floodlight (Flood into Spot in 1 second)
Low Battery Warning	: Intermittent Blinking
Accessories	: AC charger, DC charger, USB power adapter, Reflective strip Case, Allen Keys
Beam Spread	: 360 Degrees
Rotating Head	: 90 degree



72 W

Watt

6000 Lm

Lumens

33 hrs

Operation Time (upto)

102 cm

Mast Height

4

Modes

4.27 KG

Weight (Approx)



## Specifications

Type Of Lamp/ Wattage	:	Led 24 Nos
Rate Power	:	72w
Input Voltage	:	12v Dc
Rate Current	:	12v 26a
Rated Brightness	:	6000lm
Head Size	:	171.4x42.9x278.2mm Approx
Color Temperature (degree K)	:	6000-7000k
Type Of Battery	:	12v10ah Lithium Battery
Body Material/ Colour	:	Abs / Greyish Black
Lens Material	:	Pc
Tripod Material	:	Aluminum
Battery Working Time	:	Strong : 8.5h / Middle : 17h / Low 33h
Battery Charging Time	:	About 5.5 Hours
Operation Modes	:	4 Modes-reversible (Low-Medium-High-SOS)
Led Bulb Life	:	1,00,000h
Telescopic Mast Height	:	Extendable Up To 102cm
Waterproof	:	Ip65
Weight	:	4.270 Kgs Approx (including Battery)
Light Shape	:	Spotlight And Floodlight (1 Second Flood To Spot)
Low Battery Warning	:	Intermittent Blinking
Accessories	:	Adapter, Car Adapter, Light Cover, Allen Key



**75W**

Watt

**2**  
Mtrs

Extendable  
Height  
(upto)

**UPTO**  
16HRS

Operation  
Time

**3**

Number Of  
Led Panels

**16**

Modes

**1.49**  
KGS

Weight



Optionally Available with Car Adaptor

## Specifications

Model	: YK-POLE1
Type of lamp/ Wattage	: LED 75W - 25W x 3 Panels + 5W Torch Led
No Of LEDs	: 180 White + 120 Yellow
Dimensions	: Extendable Dim - 510 (L) X 510 W X 2025 (H) mm
Dimensions	: Only Light Dim - 95 (L) X 30 W (Top Dia) X 235 (H)
Indicators	: Battery Level Percentage Indicator , Glows when Charging
Battery	: 3 x 3.7v 18650 Lithium ion Battery - 9000 mAh
Body Material/Color	: Aluminium + Abs Body/Black+Orange
Operation Modes	: 16 Modes Total = White -(H-M-L-Flasher) - Yellow (H-M-L-Flasher) : White+Yellow (H-M-L-Flasher) - Torch Light - (H-M-L-Flasher)
Operation Time	: High - 8 Hrs , Low - 16 Hrs
Charging Time	: 8 Hours (Approx)
Battery Charger Circuit	: Inbuilt , Through External Adaptor 5v 2Amp
Charging	: 5V 2Amp External Adaptor
Operating Rh	: Rh 95%
Rotatable	: 270 Degree Rotatable Head and 120 Degree Adjustable Angle
Weight (Approx)	: 1.49 Kgs (Approx) with Battery and Tripod
Carabiner Provided	: Yes
Switch	: Dual Soft Touch Push Buttons
Lumens	: 4500 Max Lumens
Accessories	: 1 x 5v 2amp Adaptor , 1 Type C to Usb Cable , Shoulder Strap
Operating Temp.	: -10 to +55 Degree C
Usb Port	: Provided , Mobile Phone Can be Charged
How To Open	: Push Tail Button at Tripod Base and Mount Light on It
Adjustable Length	: 3 Adjustable Bracket Provided

(Specifications, Size, Shape, Colour, Appearance etc are subject to change without any notice at any stage, E. & O. E.)  
pointblank.in



60 W

Watt

500 m

Range (Up to)

7 inch

Dia

4000 Lm

Lumens

4

Functions

2.7 KG

Weight (approx)



360° ROTATION



Optionally Available for Operations through AC mains

## Specifications

Type of lamp/ Wattage	: LED / 60W (5w X 12 LEDs)
Lumens	: 4000 LM
Input Voltage	: 12V/24V DC
Color Temperature	: 6000K
Operating Options	: Through Wireless remote control with Left, right, up, down
Body Color / Material	: Black / ABS & Aluminium
Beam Distance	: Up to 500M (Approx)
Remote Range	: Up to 50M (Approx) Line of Sight
life time in hours	: 1,00,000 hours
Rotation	: 360°
Base	: Magnets at base for stability
Net Weight	: 2.710 KGS (Approx)
Box Weight	: 3.080KGS (Approx)
Dimensions	: 30 X 19 X 33 CM
Box Dimensions	: 33 X 24.5 X 26.5 CM
Handle	: Adjustable, Provided on the Top
Accessories	: Cordless Remote





60 W

Watt

500 m

Range (Up to)

7 inch

Size

4000 Lm

Lumens

4

Functions

2.8 KG

Weight (approx)



Optionally Available to Operate through AC mains

## Specifications

Type of lamp/ Wattage	: LED / 60W (20W X 3 LEDs)
Lumens	: 4000
Input Voltage	: 12V/24V DC
Color Temperature	: 6000K
Size	: 7 Inches
Operating Options	: Through Wireless remote control with Left, right, up, down
Body Color / Material	: Black / ABS
Beam Distance	: Up to 500M (Approx)
Remote Range	: Up to 50M (Approx) Line of Sight
life time in hours	: 1,00,000 hours (Approx)
Rotation	: Horizontal 360° Vertical 120°
Base	: Magnet at base for stability
Net Weight	: 2.8 KGS (Approx)
Box Weight	: 3.185 KGS (Approx)
Dimensions	: 30 X 19 X 33 CM
Box Dimensions	: 24.5 X 28 X 24.5 CM
Handle	: Adjustable, Provided on the Top
Accessories	: Cordless Remote



50 W

Watt

500 m

Range (Up to)

7 inch

Size

3500 Lm

Lumens

5

Functions

2.9 KG

Weight (approx)



Optionally Available for Operation through AC mains

## Specifications

Type of lamp/Wattage	: LED / 50W (5w X 10 LEDs)
Lumens	: 3500 LM
Input Voltage	: 12V/24V DC
Color temperature	: 6000K
IP Rating	: IP67
Size	: 7 Inches
Operating Options	: Through Cordless remote control with Left, right, up, down & Speed Functions
Body Colour Material	: Black, Polycarbonate
Lens Material	: PC
Beam Distance	: Up to 500M (Approx)
Remote Range	: Up to 50M (Approx) Line of Sight
Cordless Remote	: Distinguished Remote for each Light Use
Beam Angle	: 39° (Approx)
Life Time in hours	: 50,000 hours (Approx)
Rotation	: Horizontal 360° Vertical 120°
Base	: Heavy Magnet base for stability
Net Weight	: 2.9 KGS (Approx)
Dimensions	: 26 X 20.5 X 18 CM
Box Dimensions	: 28.5 X 25 X 24.5 CM
Handle	: Adjustable, Provided on the Top
Accessories	: Cordless Remote





**5W**

Watt

**3**

No Of LED

**UPTO  
5 HRS**

Operation  
Time

**5 / 16  
MM**

Front Dia  
(With 2 Options)

**4**

Modes

**215  
gms**

Weight



Optionally Available with Car Adaptor

## Specifications

Model	: YK-FOCUS 1
Type of lamp/ Wattage	: LED 5W Each x 3 Led (1 White = 1 Yellow + 1 Invisible Led)
Dia of Flash light (Approx)	: 5 mm / 16 mm (With 2 Options)
Dimensions	: 186 (L) X 5:16 W (Dia) X 25 (H) mm
Led Display	: Provided - 15 (L) x 10 (B) mm
Indicators	: Battery Level Percentage with Charging Indicator Provided
Battery	: 1 x 3.7v 18650 Lithium Ion Battery - 2500 mAh
Body Material/Color	: 304 Stainless Steel and Aluminium Alloy Anodized Body/Silver
Operation Modes	: 4 Modes- White Light ON - Yellow Light ON- White + Yellow Light On - Invisible Light ON - Switch OFF
Operating Time.	: High - 4 Hrs / Low - 5 Hrs (Approx)
Charging Time	: 3.5 Hours (Approx)
Battery Charger Circuit	: Inbuilt ,Through External Adaptor
Charging	: 220 v - 5V 1Amp External
Operating Rh	: Rh 95%
Range	: Upto 1 Km (1000 mtrs) Approx
Weight (Approx)	: 215 Grams (Approx) with Battery
Hand Strap	: Provided , Adjustable
Switch	: On Off Switch + Dial Button to Change Modes and Adjust Brightness
Belt Hook	: Provided
Accessories	: 1 x 5v 1amp Adaptor , 1 Type C to Usb Cable
Operating Temp.	: -10 to +55 Degree C
Dial	: Provided to Adjust Brightness (Only Works in First 3 Modes)



# LED Underwater Diving Flashlight

waterproof upto 20 mtrs.

Model: YK-DV 200

10  
W

Watt

500  
m

Range  
(Up to)

18  
hrs

Operation  
Time

45  
mm

Front Dia

5

Modes

210  
gms

Weight



## Specifications

Type of lamp/Wattage	: LED / 10W
Diving Depth	: Up to 20 Mtrs Maximum (water proof)
Brightness Lumens	: 600 LM
Dia of search light (Approx)	: 45 mm
Dimensions	: 156 L X 45 Front Dia X 26 mm Tail Dia
Battery (Rechargeable)	: 1X18650 (2000mAh) Lithium 3.7V
Type/Color of housing material	: High Grade Aluminum Alloy / Black
Operation Modes	: 5 Modes High / Medium / Low / SOS / Flasher
Operation Time	: Up to 3H on High Mode / Up to 18H on Low Mode
Op Temp	: -10 to +55 degree C
Battery Charging Time	: Around 6 hours
Charging Adapter	: External 4.2V0.5A
Charging	: AC Mains 220V50Hz
Range	: Up to 500m
Weight (Approx)	: 210 gms with Battery
Gross Weight (Approx)	: 370 gms
Switch	: Magnetic Switch for Different Operation Modes
Accessories	: Adapter, Wrist Strap



7 W

Watt

500 m

Range (Up to)

12 hrs

Operation Time

124 mm

Front Dia

3

Modes

490 gms

Weight



Optionally Available with Solar Charging & Car Adapter

## Specifications

Type of lamp/ Wattage	: Warm White LED / 7 W
Luminous Flux (LM)	: 300 LM
Dia of search light (Approx)	: 115 mm
Dimensions	: 175L X 124Dia X 134H mm
Box Dimensions	: 176 X 130 X 136 mm
IP Rating	: IP 65
Battery	: 3.7V 4600 mAh Lithium
Type / Color of housing material	: Flame Retardant Industrial Plastic / Grey
Operation Time (Approx)	: High 8 H / Low 12 H
Adapter	: External 5V2A
Battery Charging Time	: 10 hours Approx
Charging	: AC Mains 220V50Hz or DC car Adapter
Range (Up to)	: 20m in Smoke/ 100m in Fog/ 500m Clear Weather
Operation Modes	: 3 Modes (Low-High-Flasher)
Op Temp Range	: -10 deg C to +55 deg C
Op RH	: 95%
LED bulb life	: Up to 1,00,000 hrs.
NET Weight	: 490 gms Approx (Including Battery)
Gross Weight	: 645 gms Approx
Reflector Cup Material	: Aluminum
Protection Against	: Reverse Polarity, Battery Over Charge, Battery Over Discharge
Shoulder Strap	: Adjustable
Accessories	: Adapter, Charging Lead





# LED Head Light

With Zoom

Model: YK-HLZ1

10W

Watt

250  
mtrs

Range  
(Up to)

UPTO  
8 HRS

Operation  
Time

60 MM

Front Dia

6

Modes

215  
gms

Weight



Optionally Available with Car Adaptor

## Specifications

Model	: YK-HLZ1
Type of lamp/ Wattage	: LED 10W , 2 White and 2 Red Work Led
Dia of Head Light (Approx)	: 60 mm
Dimensions	: 103 (L) X 60 W (Dia) X 104 (H) mm
Led Display	: Provided - 17 x 12 mm
Indicators	: Battery Level Percentage Indicator
Battery	: 2 x 3.7v 18650 Lithium Ion Battery - 2400 mAh
Body Material/Color	: Abs Body/Black
Operation Modes	: 6 Modes - Front Led High-Low-Flasher , Work Light - White-Red-Red Flashing
Operation Time (upto)	: High - 4 Hrs , Low - 5 Hrs (Approx)
Adjustable Focus	: Yes , Adjustable Head Angle 110 Degrees (Approx)
Charging Time	: 6 Hours (Approx)
Battery Charger Circuit	: Inbuilt ,Through External Adaptor
Charging	: 5V 1Amp External Adaptor
Operating Rh	: Rh 95%
Range	: Upto 250 mtrs Approx
Weight (Approx)	: 215 Grams (Approx) with Battery
Operating Temp.	: -10 to +55 Degree C
Switch	: Dual Soft Touch Push Button
Indications	: Battery Charging And Battery Level Percentage Indicator
Accessories	: 1 x 5v 1amp Adaptor , 1 Type C to Usb Cable
Strap	: Stretchable and Adjustable
How to Operate	: Press = Front LED ; Long-press = Work Light ; Short-press = Change Modes

(Specifications, Size, Shape, Colour, Appearance etc are subject to change without any notice at any stage, E. & O. E.)

pointblank.in



# LED Flash Light

Tri Colour Flash Light with Signalling etc.

Model: YK-Tricol 3



Watt



Range  
(Up to)



Operation  
Time



Front Dia



Modes



Weight



## Specifications

Type of lamp/ Wattage	: LED / 5W each	Range (Approx)	: White LED Up to 500m Red & Green LED Up to 300m.
Light Colors	: 3 Colors ( Red, Green & White)	Op Temp Range	: -10 deg C to +55 deg C.
Brightness Lumens	: 500 LM	Op RH	: 95%
Dia of search light (Approx)	: 45 mm	LED bulb life	: Up to 50,000 hrs.
Dimensions	: 160 X 48 Front Dia X 30 mm Tail Dia	Weight (Approx)	: 195 gms (Including Battery)
Box Dimensions	: 200 X 130 X 50 mm	Gross Weight	: 330 gms
Type of battery	: 1 X 18650 Lithium 3.7V 2200mAh Rechargeable	Switch	: Push Button
Magnet	: Provided at Base	Accessories	: Adapter, Wrist Strap
Type / Color of housing material	: High Grade Aluminum Alloy / BLACK		
Operation Modes	: White LED – High – Low – Flasher Red LED – High – Flasher Green LED – High – Flasher		
Operation time	: High Mode Up to 6 Hours, Low Mode Up to 12 Hours.		
Battery Charging Time	: About 4 hours		
Adapter	: External 4.2V0.5A		
Charging	: AC Mains 220V50Hz		



# LED Search Light

with Folding Tripod Stand

Model: YK-TS 27 STD

**30 W**

Watt

**1 Km**

Range  
(Up to)

**24 hrs**

Operation  
Time

**152 mm**

Front Dia

**3**

Modes

**655 gms**

Weight



## Specifications

Type of lamp/Wattage	: LED / 30 W
Dia of search light (Approx)	: 152 mm
Dimensions	: 290L X 152Dia X 152h mm
Box Dimensions	: 310 X 170 X 170mm
Color temperature (Degree k)	: 6500K
Battery(Rechargeable)	: 4 X 18650 - 8800 MAh Lithium 3.7V
Battery Level Indicators	: Provided to show 25% - 50% - 75% - 100%
Type/Color of housing material	: ABS / Black
Operation Modes	: 3 Modes. High - Medium - Low
Operation Time (Approx)	: 12h High Mode - 24h Low Mode
Battery Charging Time	: 10 hours Approx
Charging	: AC Mains 220V50Hz
Charging Indicator	: Provided
Range	: Up to 1KM Approx
Op Temp Range	: -10 deg C to +55 deg C.
Op RH	: 95%
LED Bulb Life	: Up to 1,00,000 hrs.
Nett Weight (Approx)	: 655 gms (Including Battery)
Box Weight (Approx)	: 960 gms
Reflector Cup Material	: Aluminum
Power Bank	: Provided, Mobile Phones can be charged
Detachable Folding Tripod Stand	: Provided
Accessories	: Adapter, Car Adapter, Tripod Stand, Charging Lead







# LED Search Light

Model: YK-M5

**20W**

Watt

**1.2 KMS**

Range  
(Up to)

**UPTO  
6 HRS**

Operation  
Time

**128 MM**

Front Dia

**6**

Modes

**730  
gms**

Weight



Optionally Available with Car Adaptor

## Specifications

Model	: YK-M5
Type of lamp/ Wattage	: LED 20W , Work Light - 21 white Led , 3 Red Led , 3 Blue Led
Dia of search light (Approx)	: 128 mm
Dimensions	: 230 (L) X 128 W (Dia) X 152 (H) mm
Solar Panel Dimensions	: 135 L x 52 B
Indicators	: Battery Charging and Full Charge Indicator Provided
Battery	: 4 x 3.7v 18650 Lithium ion Battery – 8000 mAh
Body Material/Color	: Aluminium + Abs Body/Black
Operation Modes	: 6 Modes Total – Front Led = High-Low-Flasher Working Light (COB) = High White – Low White – Red and Blue Flashing
Operation Time (Upto)	: High - 4 Hrs , Low – 5 Hrs
Charging Time	: 8 Hours (Approx)
Battery Charger Circuit	: Inbuilt ,Through Solar Panel or External Adaptor
Charging	: 5V 2Amp External Adaptor
Operating Rh	: Rh 95%
Range	: Upto 1.2 Kms(1200 mtrs) Approx
Weight (Approx)	: 730 Grams (Approx) with Battery
Usb Port	: Provided , Mobile Phone Can be Charged
Switch	: Dual Soft Touch Push Buttons
Handle	: Integral Part of the Body
Accessories	: 1 x 5v 2amp Adaptor , 1 Type C to Usb Cable , Shoulder Strap
Operating Temp.	: -10 to +55 Degree C
Solar Panel Dimensions	: 135 L x 52 B
Shoulder Strap	: Provided , Adjustable



# LED Search Light

Aluminum Body

Model: YK-520

20 W

Watt

1.2 KM

Range (Up to)

6 hrs

Operation Time

113 mm

Front Dia

5

Modes

675 gms

Weight



Optionally Available with Car Adapter

## Specifications

Type of lamp/Wattage	: LED / 20 W
Dia of search light (Approx)	: 113 mm
Dimensions	: 228L X 113Dia X 124H mm
Box Dimensions	: 235 X 120 X 125 mm
Color temperature (Degree k)	: 6500K
Type of battery (Rechargeable)	: 4 X 18650 Li-ion Battery Pack 3.7V (8000mAh)
Type/Color of housing material	: Aluminum / SILVER
Continuous operation time (High/Low Mode)	: 4.5 / 6 (Hours Approx)
Battery Charging Time	: 8 hours Approx
Charging	: AC Mains 220V50Hz or 12V DC car Adapter
Battery Level Indicator	: 100% (full charge) - 75% - 50% - 25% (low charge)
Range	: Up to 1.2Km Approx
Operation Modes	: 5 Modes (Low-Medium-High-SOS-Flasher)
Op Temp Range	: -10 deg C to +55 deg C.
Op RH	: 95%
LED Bulb Life	: Up to 1,00,000 hrs.
Circuitry	: IC based & compact.
Nett Weight	: 675 gms Approx (Including Battery)
Gross Weight	: 860 gms Approx
Reflector Cup Material	: Aluminum
USB Option	: Provided, Mobile ph. can be charged Output 5V1A
Accessories	: Adapter, Shoulder strap



# LED Search Light

with Swivel Stand

Model: YK-720

20 W

Watt

1 Km

Range  
(Up to)

20 hrs

Operation Time  
(battery specific)

223 mm

Front Dia

2

Modes

1.56 KG

Weight



Optionally Available with Solar Charging

## Specifications

Type of lamp/Wattage	: Led / 20 W	Operation Time	: 2400 mAh Li (standard)
Brightness	: Up To 1600 Lumens	(Approx)	High 1h/ Low 3h
Dia of search light (Approx)	: 223 Mm		8400 mAh Li (optional)
Dimensions	: 3471 X 223dia X 272h Mm		High 4h/ Low 10h
Box Dimensions	: 360 X 270 X 275 Mm		10000 mAh Li (optional)
Color temperature (Degree k)	: 6500k		High 5h/ Low 14h
Type of Battery (Rechargeable)	: 7.4v 2400 Mah Li		12500 mAh Li (optional)
	Optional 8400/10000/12500/15000mah		High 6.5/ Low 18h
Type/Color of housing material	: ABS / Black Color		15000 mAh Li (optional)
Charging Time (Approx)	: 12 Hours On Ac Mains (may Differ In Optional Battery)		High 7.5h/ Low 20h
Charging	: Dual Recharge, Either AC/DC Adapter		
USB Output	: 5v 1a Each X 2, Mobile Ph. Can Be Charged		
Range	: Up To 1km Approx		
Op Temp Range	: -5 Deg C To +55 Deg C.		
Op RH	: 95%		
LED Bulb Life	: Up To 1,00,000 Hrs.		
Net Weight	: 1.56 Kg Approx (including Battery)		
Gross Weight	: 2.21 Kg Approx		
External Adapter	: 9v 1a/9v 2a (depending On Battery)		
Stand	: Adjustable Swivel Stand		
Handle	: Integral Part Of Body.		
Operation Modes	: 2 Modes (high, Low)		
Accessories	: Adapter, Car Adapter, Shoulder Strap		

(Specifications, Size, Shape, Colour, Appearance etc are subject to change without any notice at any stage, E. & O. E.)  
pointblank.in



20 W

Watt

1.2 Km

Range (Up to)

18 hrs

Operation Time

160 mm

Front Dia

5

Modes

740 gms

Weight



Optionally Available with Solar Charging & Car Adapter with Lead

## Specifications

Type of lamp/Wattage	: LED / 20 W
Dia of search light (Approx)	: 160 Mm
Dimensions	: 209L X 160DiaX169H MM
Box Dimensions	: 224 X 177 X 177 Mm
Color temperature (Degree k)	: 6500k
Type of battery (Rechargeable)	: 4 X 18650 Li-ion Battery Pack (8000 Mah)
Type/Color of housing material	: Abs / Black
Continuous operation time (High/Low Mode)	: 6 / 18 (hours Approx)
Battery Charging Time	: 8 Hours Approx
Charging	: Ac Mains 220v50hz Or 12v Dc Car Adapter
Battery Level Indicator	: 100% (full Charge) - 75% - 50% - 25% (low Charge)
Charging Indicator	: Provided. Turns Red
Full Charge indicator	: Provided. Turns Green From Red
Range	: Up To 1.2km Approx
Operation Modes	: 5 Mode: Low-medium-high-sos-flasher
Op Temp Range	: -10 Deg C To +55 Deg C.
Op RH	: 95%
LED Bulb Life	: Up To 1,00,000 Hrs.
Circuitry	: Ic Based & Compact.
Nett Weight	: 740 Gms Approx (including Battery)
Gross Weight	: 965 Gms Approx
Reflector Cup Material	: Aluminum
Accessories	: Adapter, Shoulder Strap



# LED Search Light

with Swivel Stand

Model: YK-715

15 W

Watt

1 Km

Range  
(Up to)

9 hrs

Operation  
Time

165 mm

Front Dia

5

Modes

925 gms

Weight



## Specifications

Type of lamp/Wattage	: Led / 15 W
Brightness	: 850 Lumens
Dia of search light (Approx)	: 165 Mm
Dimensions	: 226l X 165dia X 179h Mm
Box Dimensions	: 240 X 175 X 190 Mm
Color temperature (Degree k)	: 6500k
Battery (Rechargeable)	: 3.7v 6000 Mah Li-ion / Optional 7500mah (3x18650)
Type/Color of housing material	: ABS / Black Color
Operation Time (Approx)	: High 3h/medium 4h/ Low 9h/sos 5h/flasher 5h
Charging Time (Approx)	: 10 Hours On Ac Mains
Charging	: Dual Recharge, AC Adapter or DC Car Adapter
Range	: Up To 1Km Approx
Operation Modes indicators	: 5 Modes (High, Medium, Low, SOS & Flasher)
Op Temp Range	: For Charging, Full Charge & 30% Battery Level
Op RH	: -5 Deg C To +55 Deg C
LED Bulb Life	: 95%
Nett Weight	: Up To 1,00,000 Hrs.
Gross Weight	: 925 Gms Approx (including Battery)
Accessories	: 1050 Gms Approx
Stand	: Adapter 5v1amp, Car Charger, Charging Lead
Handle	: Adjustable Swivel Stand Specially Designed For Use In Gun Position Also





# LED Search Light

Model: YK-515+

**15W**

Watt

**1**  
**KMS**

Range  
(Up to)

**UPTO**  
**6 HRS**

Operation  
Time

**114 MM**

Front Dia

**6**

Modes

**515**  
**gms**

Weight



Optionally Available with Car Adaptor

## Specifications

- Model : YK-515+
- Type of lamp/ Wattage : LED 15W , Work Light - 18 White Led , 2 Red Led , 2 Blue
- Dia of search light (Approx) : 114 mm
- Dimensions : 227 (L) X 114 W (Dia) X 127 (H) mm
- Switch : Dual Soft Touch Push Buttons
- Indicators : Battery Charging and Full Charge Indicator Provided
- Battery : 3 x 3.7v 18650 Lithium ion Battery – 6000 mAh
- Body Material/Color : Aluminium+ Abs Body/Black
- Operation Modes : 6 Modes Total – Front Led = High-Low-Flasher  
Working Light (COB) = High White – Low White – Red and Blue Flashing
- Operation Time (Upto) : High - 4 Hrs , Low – 5 Hrs
- Charging Time : 8 Hours (Approx)
- Battery Charger Circuit : Inbuilt , Through External Adaptor
- Charging : 5V 2Amp External Adaptor
- Operating Rh : Rh 95%
- Range : Upto 1 Km(1000 mtrs) Approx
- Weight (Approx) : 515 Grams (Approx) with Battery
- Gross Weight (Approx) : Grams (Approx)
- Usb Port : Provided , Mobile Phone Can be Charged
- Handle : Integral Part of the Body
- Accessories : 1 x 5v 2amp Adaptor , 1 Type C to Usb Cable , Shoulder Strap
- Operating Temp. : -10 to +55 Degree C



# LED Search Light

Aluminum Body

Model: YK-515

15 W

Watt

1 KM

Range  
(Up to)

8 hrs

Operation  
Time

99 mm

Front Dia

5

Modes

595 gms

Weight



Optionally Available with Car Adapter

## Specifications

Type of lamp/Wattage	: Led / 15 W
Dia of search light (Approx)	: 99 Mm
Dimensions	: 217 X 99 X 114 Mm
Color temperature (Degree k)	: 6500k
Type of battery (Rechargeable)	: 3 X 18650 Li-ion Battery Pack (6000mah) 3.7v
Type/Color of housing material	: Aluminum / Silver
Continuous operation time (High/Low Mode)	: 6 / 8 (hours Approx)
Battery Charging Time	: 8 Hours Approx
Charging	: Ac Mains 220v50hz Or 12v Dc Car Adapter
Battery Level Indicator	: 100% (full Charge) - 75% - 50% - 25% (low Charge)
Range	: Up To 1Km Approx
Operation Modes	: 5 Modes (Low-medium-high-SOS-flasher)
Op Temp Range	: -10 Deg C To +55 Deg C.
Op RH	: 95%
LED Bulb Life	: Up To 1,00,000 Hrs.
Circuitry	: IC Based & Compact.
Nett Weight	: 595 Gms Approx (including Battery)
Box Weight	: 770 Gms Approx
Reflector Cup Material	: Aluminum
USB Option	: Provided, Mobile Ph. Can Be Charged output 5V1A
Accessories	: Adapter, Adjustable Shoulder Strap, Charging Lead
Adapter	: External, 5V2A





15 W

Watt

1 Km

Range (Up to)

15 hrs

Operation Time

145 mm

Front Dia

4

Modes

825 gms

Weight



Optionally Available with Solar Charging, Car Adapter

## Specifications

Type of lamp/Wattage	:	LED / 15 W
Dia of search light (Approx)	:	145 mm
Dimensions	:	197L X 145Dia X 105H mm
Color temperature (Degree k)	:	5500 TO 6500
Type of Battery	:	4V 4.5 Ah Lead-Acid battery
Type of Battery (optional)	:	Lithium ion
Type/Color of housing material	:	ABS / Black Color (matte finish)
Continuous Operation Time (High/Low Mode)	:	6/15 (Hours Approx)
Battery Charging Time	:	About 10 hours
Charging	:	240V, 50Hz, single phase supply
Range	:	Up to 1Km Approx
Operation Modes	:	4 Modes (High - Low - Flasher - SOS)
Op Temp Range	:	-10 deg C to +55 deg C.
Op RH	:	95%
LED Bulb Life	:	Up to 1,00,000 hrs.
Circuitry	:	IC based & compact
Weight	:	825 gms Approx (Including Battery)
Reflector Cup Material	:	Aluminum
Accessories	:	Adapter, Shoulder Strap
Switch	:	Soft Touch, Push Button
Rain Proof	:	Yes





15 W

Watt

1 KM

Range  
(Up to)

8.5 hrs

Operation  
Time

122 mm

Front Dia

5

Modes

710 gms

Weight



Optionally Available with Solar Charging & Car Adapter

## Specifications

Type of lamp/Wattage	: LED / 15 W
Dia of search light (Approx)	: 122 mm
Dimensions	: 223L X 122Dia X 144H mm
Box Dimensions	: 250 X 139 X 139 mm
Color temperature (Degree k)	: 6500K
Type of battery (Rechargeable)	: 3 X 18650 (6000mAh) Li-ion Battery Pack 3.7V
Type/Color of housing material	: ABS / Black
Continuous operation time (High/Low Mode)	: 6 / 8.5 (Hours Approx)
Battery Charging Time	: 8 hours Approx
Charging	: AC Mains 220V50Hz or 12V DC car Adapter
Battery Level Indicator	: 100% (full charge) - 75% - 50% - 25% (low charge)
Range	: Up to 1Km Approx
Operation Modes	: 5 Modes (Low-Medium-High-SOS-Flasher)
Op Temp Range	: -10 deg C to +55 deg C.
Op RH	: 95%
LED Bulb Life	: Up to 1,00,000 hrs.
Circuitry	: IC based & compact.
Nett Weight	: 710 gms Approx (Including Battery)
Gross Weight	: 935 gms Approx
Reflector Cup Material	: Aluminum
Handle	: Integral Part of Body
Switches	: Dual Soft Touch
Accessories	: Adapter, shoulder strap



# LED Search Light

ergonomically designed

Model: YK-TS 15

15 W

Watt

1 Km

Range  
(Up to)

3.5 hrs

Operation  
Time

125 mm

Front Dia

On  
Off

Modes

600 gms

Weight



## Specifications

Type of lamp/Wattage	: LED / 15 W
Brightness	: Rated 1200 lumens
Dia of search light (Approx)	: 125 mm
Dimensions	: 220.4L X 125Dia X 142.3H mm
Lens	: PC Conical
Color temperature (Degree k)	: 6500K
Battery(Rechargeable)	: 3.7V 4000 mAh Lithium
Type/Color of housing material	: High impact resistant polymer body / Black
Operation Time (Approx)	: 3.5 hrs
Battery Charging Time	: 8 hours Approx
Charging	: AC Mains 220V50Hz or 12V DC car Adapter
Range	: Up to 1KM Approx
Operation Modes	: ON / OFF
Op Temp Range	: minus 10 deg C to +55 deg C.
Op RH	: 95%
LED Bulb Life	: Up to 1,00,000 hrs.
Net Weight	: 600 gms Approx (Including Battery)
Box Weight	: 860 gms Approx
Reflector Cup Material	: Aluminum
Accessories	: Adapter, Car Adapter, Charging Lead





15 W

Watt

1 KM

Range (Up to)

18 hrs

Operation Time

105 mm

Front Dia

6

Modes

415 gms

Weight



Optionally Available with Car Adapter

## Specifications

Type of lamp/Wattage	: LED/15 W	LED bulb life	: Up to 1,00,000 hrs.
Dia of search light (Approx)	: 105 mm	Circuitry	: IC based & compact.
Dimensions.	: 210 X 105 X 148 mm	NET Weight	: 415 gms Approx (Including Battery)
Box Dimensions	: 230 X 125 X 130 mm.	Gross Weight	: 590 gms Approx
Solar Panel	: Inbuilt	Reflector Cup Material	: Aluminum
Color temperature (Degree k)	: 6500K	Handle	: Integral Part of Body
Type of battery (Rechargeable)	: 3X18650 (6000mAh) Li-ion Battery Pack		
Type/Color of housing material	: ABS/Black		
Continuous operation time (High/Low Mode)	: 12/18 (Hours Approx)		
Battery Charging Time	: 8 hours (Approx)		
Charging	: AC Mains 220V50Hz/Inbuilt Solar Panel		
Battery Level Indicator	: 25%-50%-75%-100%		
Charging Indicator	: Provided. Turns Red		
Full Charge Indicator	: Provided. Turns Green from Red		
Range	: Up to 1Km Approx		
Operation Modes	: 6 Modes (Low-Medium-High-SOS-Flasher-Work Light)		
Op Temp Range	: -10 deg C to +55 deg C.		
Op RH	: 95%		





15 W

Watt

1 KM

Range  
(Up to)

18 hrs

Operation  
Time

120 mm

Front Dia

5

Modes

750 gms

Weight



Optionally Available with Solar Charging & Car Adapter

## Specifications

Type of lamp/Wattage	: LED/15 W
Dia of search light (Approx)	: 120 mm
Dimensions	: 215 X 120 X 155 mm
Color temperature (Degree k)	: 5500 TO 6500
Type of battery (Rechargeable)	: 3 X 18650 Li-ion Battery Pack (6000mAh) 3.7V
Type/Color of housing material	: ABS & Aluminum/Black Color
Continuous operation time (High/Low Mode)	: 10/18 (Hours Approx)
Battery Charging Time	: About 10 hours
Charging	: Dual recharge AC Mains 220V50Hz or 12V DC car Adapter
Range	: Up to 1000m Approx
Operation Modes	: 5 Modes (High-Low-Flasher-Work Light-Red Blue Blinker)
Op Temp Range	: -10 deg C to +55 deg C.
Op RH	: 95%
LED bulb life	: Up to 1,00,000 hrs.
Circuitry	: IC based & compact.
Weight	: 750 gms Approx (Including Battery)
Reflector Cup Material	: Aluminum
Handle Type	: Integral part of Body
USB option	: Provided (Mobile Phone can be charged)
Accessories	: Adapter, Adjustable Shoulder Strap



10 W

Watt

1 KM

Range (Up to)

6 hrs

Operation Time

130 mm

Front Dia

3

Modes

1.38 KG

Weight



Optionally Available with Solar Charging & Car Adapter

## Specifications

LED	: 10W
Body / Color	: ABS / Black
Dimensions	: 235X130X165 mm
Box Dimensions	: 240X140X175 mm
Weight(Approx)	: 1.380 kg with Battery
Gross Weight	: 1.545 kg Approx
Range(Approx)	: Up to 1Km
Battery	: 6V5Ah Rechargeable SMF
Battery Charger	: External Adapter 9V1A
Charging	: A/C Mains 220V 50Hz
Operation	: 3 Mode : Low-High-Flasher
Operation Time	: High Up to 5 hrs - Low Mode Up to 6 hrs
Charging Time	: Up to 10 hrs Approx
Shoulder Strap	: Adjustable
Switches	: Dual Soft Touch, Push Button
Accessories	: Adapter, Shoulder Strap
Op. Temp.	: -10 degree to +55 degree Celsius
Rain Proof	: Yes

YK-222

- Long Beam
- Rain Proof
- Rechargeable
- Multi Options



10 W

Watt

1 Km

Range (Up to)

8 hrs

Operation Time

130 mm

Front Dia

3

Modes

550 gms

Weight (Battery Specific)



Optionally Available with Solar Charging & Car Adapter with lead

## Specifications

Type of lamp/Wattage	:	LED / 10 W
Dia of search light (Approx)	:	130 mm
Dimensions	:	215L X130Dia X135H mm
Box Dimensions	:	220X150X140mm
Color temperature (Degree k)	:	6500K
Type of Battery (Rechargeable)	:	4V 4.5 Ah Lead-acid SMF or 3X18650 Li (6000mAh)
Type/Color of housing material	:	ABS / Black Color
Operation Modes	:	3 Modes (Low-High-Flasher)
Continuous Operation Time	:	Li High 4h / Low 8h LA High 4h / Low 7h
Charging Time	:	About 10 hours
Charging	:	240V, 50Hz, single phase supply
Range	:	Up to 1km Approx
Op Temp Range	:	-10 deg C to +55 deg C.
Op RH	:	95%
LED Bulb Life	:	Up to 1,00,000 hrs.
Circuitry	:	IC based & compact.
Weight (Approx including Battery)	:	975 gms with Lead Acid / 550 gms with Li Battery
Reflector Cup Material	:	Aluminum
Accessories	:	Adapter, Shoulder Strap





# LED Search Light

Ergonomically Designed

Model: YK-TS 10

10 W

Watt

1 Km

Range  
(Up to)

3.5 hrs

Operation  
Time

127 mm

Front Dia

On Off

Modes

485 gms

Weight



## Specifications

Type of lamp/Wattage	:	LED / 10 W
Brightness	:	Rated 810 lumens
Dia of search light (Approx)	:	127 mm
Dimensions	:	237L X 127Dia X 143H mm
Color temperature (Degree k)	:	6500K
Battery (Rechargeable)	:	3.7V 4000 mAh Lithium (2X18650)
Type/Color of housing material	:	High impact resistant polymer body / Black
Operation Time (Approx)	:	3.5 hrs
Battery Charging Time	:	8 hrs Approx
Charging	:	AC Mains 220V50Hz or 12V DC car Adapter
Range	:	Up to 1Km Approx
Operation Modes	:	ON / OFF
Op Temp Range	:	-10 deg C to +55 deg C.
Op RH	:	95%
LED Bulb Life	:	Up to 1,00,000 hrs.
Nett Weight	:	485 gms Approx (Including Battery)
Box Weight	:	695 gms Approx
Reflector Cup Material	:	Aluminum
Accessories	:	Adapter, Car Adapter, Charging Lead





10 W

Watt

1 KM

Range  
(Up to)

24 hrs

Operation  
Time

120 mm

Front Dia

2

Modes

460 gms

Weight



YK-E3  
Rechargeable - Multi Functions  
super strong light - strong light

Optionally Available with Solar Charging, Car Adapter & Lead

## Specifications

Type of lamp/Wattage	: Led / 10 W
Lumens	: 850 Lm
Dia of search light (Approx)	: 120 Mm
Dimensions	: 210 L X 120 Dia X 150 H Mm
Color temperature (Degree k)	: 5500 To 6500
Type of battery(Rechargeable)	: 3 X 18650 Li-ion Battery Pack (6000mah)
Type/Color of housing material	: Abs / Black Color
Continuous operation time (High/Low Mode)	: 18 / 24 (hours Approx)
Battery Charging Time	: Around 8 Hours
Charging	: Ac Mains 220v50hz
Range	: Up To 1Km Approx
Operation Modes	: 2 Mode: Low-high
Op Temp Range	: -20 Deg C To +55 Deg C.
Op RH	: 95%
LED Bulb Life	: Up To 1,00,000 Hrs.
Circuitry	: IC Based & Compact.
Weight	: 460 Gms Approx (including Battery)
Reflector Cup Material	: Aluminium
Handle Type	: Integral Part Of Body
Accessories	: Adapter, Shoulder Strap





10 W

Watt

1 KM

Range (Up to)

18 hrs

Operation Time

120 mm

Front Dia

5

Modes

620 gms

Weight



Optionally Available with Solar Charging & Car Adapter with Lead

## Specifications

Type of lamp/Wattage	: Led / 10 W
Brightness	: 750 Lm
Dia of search light (Approx)	: 120 Mm
Dimensions	: 220 Lx120diax164h Mm
Color temperature (Degree k)	: 5500 To 6500
Type of battery (Rechargeable)	: 3 X 18650 Li-ion Battery Pack (6000 Mah) 3.7v
Type/Color of housing material	: Abs & Aluminum / Black Color
Continuous operation time (High/Low Mode)	: 8/18 (hours Approx)
Battery Charging Time	: About 8 Hours
Charging	: 240v, 50hz, Single Phase Supply
Range	: Up To 1Km Approx
Operation Modes	: 5 Mode: High-low-flasher-work Light-red Blue Blinker
Op Temp Range	: -10 Deg C To + 55 Deg C.
Op RH	: 95%
LED Bulb Life	: Up To 1,00,000 Hrs.
Circuitry	: Ic Based & Compact.
Weight	: 620 Gms Approx (including Battery)
Reflector Cup Material	: Aluminum
Handle Type	: Integral Part Of Body
USB Option	: Provided (mobile Phone Can Be Charged)
Accessories	: Adapter, Shoulder Strap





# LED Search Light

Model: YK-CUB+

**5W**

Watt

**400 Mtrs**

Range (Up to)

**UPTO 5HRS**

Operation Time

**80 MM**

Front Dia

**6**

Modes

**220 gms**

Weight



Optionally Available with Car Adaptor

## Specifications

Model	: YK-CUB+
Type of lamp/ Wattage	: LED 5W , 3W Work Light - 12 white Led , 3 Red Led , 3 Blue Led )
Dia of search light (Approx)	: 80 mm
Dimensions	: 174 (L) X 80 W (Dia) X 92 (H)
Solar Panel Dimensions	: 135 L x 52 B
Indicators	: Battery Charging and Full Charge Indicator Provided
Battery	: 1 x 3.7v 18650 Lithium ion Battery - 1800 mAh
Body Material/Color	: Abs Body/Black+Grey
Operation Modes	: 6 Modes Total - Front Led = High-Low-Flasher : Working Light (COB) = High White - Low White - Red and Blue Flashing
Operation Time (Upto)	: High - 4 Hrs , Low - 5 Hrs
Charging Time	: 8 Hours (Approx)
Battery Charger Circuit	: Inbuilt ,Through Solar Panel or External Adaptor
Charging	: 5V 1Amp External Adaptor
Operating Rh	: Rh 95%
Range	: Upto 400 mtrs Approx
Weight (Approx)	: 220 Grams (Approx) with Battery
USB Port	: Provided , Mobile Phone Can be Charged
Switch	: Dual Soft Touch Push Buttons
Handle	: Integral Part of the Body
Accessories	: 1 x 5v 1amp Adaptor , 1 Type C to Usb Cable , Shoulder Strap
Operating Temp.	: -10 to +55 Degree C
Solar Panel Dimensions	: 135 L x 52 B
Shoulder Strap	: Provided , Adjustable



5 W

Watt

500 m

Range (Up to)

16 hrs

Operation Time

130 mm

Front Dia

2

Modes

865 gms

Weight



Optionally Available with Solar Charging

## Specifications

Type of lamp/Wattage	:	LED / 5 W
Dia of search light (Approx)	:	130 mm
Dimensions	:	215L X130Dia X145H mm
Box Dimensions	:	235X130X175mm
Color temperature (Degree k)	:	6500K
Type of Battery (Rechargeable)	:	2X18650 Li (4000mAh) 3.7V
Type/Color of housing material	:	ABS / Black Color
Operation Modes	:	2 Modes (Low-High)
Continuous Operation Time (Low/High)	:	16 / 12 (Hours Approx)
Battery Charger	:	Inbuilt
Charging Cord with Plug	:	Provided in Back end Compartment with Cover
Charging Time	:	About 8 hours
Charging Range	:	240V, 50Hz, single phase supply
Op Temp Range	:	Up to 500m Approx
Op RH	:	-10 deg C to +55 deg C.
LED Bulb Life	:	95%
Circuitry	:	Up to 1,00,000 hrs.
Weight (Approx including Battery)	:	IC based & compact.
Reflector Cup Material	:	865 gms
Adjustable Flap Stand	:	Aluminum
Accessories	:	Provided at base
Swivel Stand	:	Adjustable shoulder strap
	:	Inbuilt





# LED Light

with zoom & Inbuilt Laser Light

Model: YK-MT 11

5  
W

Watt

500  
m

Range  
(Up to)

3  
hrs

Operation  
Time

45  
mm

Front Dia

3

Modes

230  
gms

Weight



## Specifications

Type of lamp/Wattage	LED / 5W
Brightness Lumens	350 LM
Dia of search light (Approx)	45 mm
Dimensions	168 L X 45 Front Dia X 30 mm Tail Dia
Box Dimensions	210 X 110 X 53 mm
Type of Battery	1 X 18650 Lithium (2200 mAh / 4200 mAh) Battery 3.7V
Type/Color of housing material	High Grade Aluminum Alloy / Black
Zoom	Rotating Head Zooming
Laser	Inbuilt Red Laser Light
Operation Modes	3 Modes (High – Red Laser – High with Red Laser)
Operation Time	Up to 3 Hours
Battery Charging Time	About 6 hours
Battery Full Charge Indicator	Charging Indicator Turns Green
Charging Adapter	External 5V2A
Charging	AC Mains 220V50Hz
Charging Indicator	Soft Touch Button LED Turns Red
Full Charge Indicator	Red LED turns Green
Range (Approx)	Up to 500m
Op Temp Range	-10 deg C to +55 deg C.
Op RH	95%
LED Bulb Life	Up to 50,000 hrs.
Weight (Approx)	230 gms (Including Battery)
Gross Weight	400 gms
Switch	Push Button
Accessories	Adapter, Charging Lead



# LED Flash Light

Model: YK-T55

**55W**

Watt

**1KM**

Range  
(Up to)

**UPTO  
5 HRS**

Operation  
Time

**89 MM**

Front Dia

**5**

Modes

**630  
gms**

Weight



## Specifications

Model	: YK-T55
Type of lamp/ Wattage	: LED 55W - 55 led's x 1 Watt Each
Dia of search light (Approx)	: 89 mm
Dimensions	: 148 (L) X 89 W (Dia) X 89 (H)
Box Dimensions	: Battery Level Indicator - 100% - 75% - 50% - 25% within switch
Lumens	: High- 7500 Lm , Mid - 4000 Lm , Low - 900 Lm
Battery	: 4 x 3.7v 18650 Lithium ion Battery - 8000
Body Material/Color	: Aluminium Alloy Body/Black
Operation Modes	: 5 Modes - High-Medium-Low-Flash-SOS
Operation Time (upto)	: High - Upto 4 Hours (Approx) Low - Upto 5 Hours (Approx)
Charging Time	: 8 Hours (Approx)
Battery Charger Circuit	: Inbuilt , External Adaptor and Usb Cable Provided
Charging	: 5V 2Amp External Adaptor
Operating Rh	: Rh 95%
Range	: Upto 1km (1000 mtrs) Approx
Weight (Approx)	: 630 Grams (Approx) with Battery
Operating Temp.	: -10 to +55 Degree C
Switch	: Soft Touch Push Button
Accessories	: 1 x 5v 2amp Adaptor , 1 Type C to Usb Cable



# LED Flash Light with zoom

Model: YK-T5

40  
W

Watt

1.5  
KM

Range  
(Up to)

12  
hrs

Operation  
Time

72  
mm

Front Dia

5

Modes

550  
gms

Weight



Optionally Available with Car Adapter

## Specifications

Type of lamp / Wattage	: LED / 40W	Gross Weight (Approx)	: 700 gms
Brightness Lumens	: 2000 LM	Switch	: Push Button
Dia of search light (Approx)	: 72 mm	Zooming	: Telescopic Sliding Zoom
Dimensions	: 266 X 72 Front Dia X 55 mm Tail Dia	Lens	: Aspherical
Box Dimension	: 270 X 77 X 105 mm	Display	: Digital
Color temperature (Degree k)	: 6500	Shoulder Strap	: Adjustable
Type of battery (Rechargeable)	: 3 X 18650 (9000 mAh) Lithium	COB Tail Light (Work Light)	: Long Press
Type/Color of housing material	: High Grade Aluminum Alloy Head ABS Body / BLACK	Switch	: Push button
Operation Modes	: 5 Modes (High-Medium-Low-SOS-Flasher)	USB Port	: Provided (Mobile ph. can be charged)
Operation Time	: 12 H in Low Mode / 8 H in High Mode	Accessories	: Adapter, Shoulder Strap & Charging Lead
Battery Level Indicator	: Around 8 hours	Weight	: 550 gms
Charging	: 100%(Full Charge)-75% - 50%-25%(Low Battery)		
Adapter	: External 5V2A		
Charging Port	: AC Mains 220V50Hz C Type USB Port		
Range (Approx)	: Up to 1.5 Km		
Op Temp Range	: -10 deg C to +55 deg C.		
Op RH	: 95%		
LED bulb life	: Up to 50,000 hrs.		



35 W

Watt

1.5 KM

Range (Up to)

15 hrs

Operation Time

73 mm

Front Dia

5

Modes

650 gms

Weight



Optionally Available with Car Adapter

### Specifications

Type of lamp/Wattage	: Led / P50 / 35w
Brightness Lumens	: 1800 Lm
Dia of search light (Approx)	: 73 Mm
Dimensions	: 228 X 73 Front Dia X 45 Tail Dia
Color temperature (Degree k)	: 6500
Type of battery	: (pack Of 6 X 18650 Lithium)
Type/Color of housing material	: Hard Anodized High Grade Aluminum Alloy / Black
Operation Modes	: 5 Modes (high-medium-low-sos-flasher)
Operation time	: 15 H In Low Mode / 6h In High Mode
Battery Charging Time	: About 8 Hours
Adapter	: External 5v2a
Charging	: Ac Mains 220v50hz
Charging Indication	: Blinking Red
Range (Approx)	: Up To 1.5 Km
Op Temp Range	: -10 Deg C To +55 Deg C.
Op RH	: 95%
LED bulb life	: Up To 50,000 Hrs.
Weight (Approx)	: 650 Gms (including Battery)
Battery Full charge indicator	: Charging Light Turns Green
Low Battery Indication	: Blinking Red
switch	: Push Button
Accessories	: Adapter, Charging Lead



# LED Search Light

With Zoom

Model: YK-MT20

20W

Watt

1KM

Range  
(Up to)

UPTO  
5 HRS

Operation  
Time

48 MM

Front Dia

5

Modes

300  
gms

Weight



Optionally Available with Car Adaptor

## Specifications

Model	: YK-MT20
Type of lamp/ Wattage	: LED 20W
Dia of search light (Approx)	: 48
Dimensions	: 180 (L) X 48 W (Dia) X 48 (H)
Ip Rating	: Ip55 (Rain Proof)
Indicators	: Battery Charging and Full Charge Indicator Provided
Battery	: 1 x 3.7v 26650 Lithium ion Battery – 5500 mAh
Body Material/Color	: Aluminium Alloy Body/Black
Operation Modes	: 5 Modes- High-Medium-Low-SOS-Flasher
Operation Time (upto)	: High - 4 Hrs , Low – 5 Hrs (Approx)
Adjustable Focus	: Yes
Charging Time	: 6 Hours (Approx)
Battery Charger Circuit	: Inbuilt ,Through External Adaptor
Charging	: 5V 2Amp External Adaptor
Operating Rh	: Rh 95%
Range	: Upto 1 Km (1000 mtrs) Approx
Weight (Approx)	: 300 Grams (Approx) with Battery
Hand Strap	: Provided , Adjustable
Switch	: Soft Touch Push Button
Indications	: Battery Level Indicator – 100% - 75% - 50% - 25%
Accessories	: 1 x 5v 2amp Adaptor , 1 Type C to Usb Cable
Operating Temp.	: -10 to +55 Degree C
Usb Port	: Provided , Mobile Phone Can be Charged



10 W

Watt

800 m

Range (Up to)

8 hrs

Operation Time

63 mm

Front Dia

4

Modes

305 gms

Weight



### Specifications

Type of lamp/Wattage	: LED / 10W
Brightness Lumens	: 800 LM
Dia of search light (Approx)	: 63 mm
Dimensions	: 174 L X 63 Front Dia X 35 mm Tail Dia
Box Dimensions	: 215 X 120 X 70 mm
Color Temperature (Degree K)	: 6500
Type of Battery	: 1 X 18650 (4200 mAh) Lithium / 4800 / 8000 mAh 3.7V
Type/Color of housing material	: High Grade Aluminum Alloy / BLACK
Operation Modes	: 4 Modes - High-Middle-Low-Flasher (press for 2 seconds for flashing)
Operation Time	: 8 H in Low Mode / 2 H in High Mode
Battery Charging Time	: About 6 hours
Low Battery Indicator	: LED Indicator Turns Red
Battery Full Charge Indicator	: Red LED Indicator Turns Green
Charging Adapter	: External 5V2A
Charging	: AC Mains 220V50Hz
Range (Approx)	: Up to 800m
Op Temp Range	: -10 deg C to +55 deg C.
Op RH	: 95%
LED Bulb Life	: Up to 50,000 hrs.
Weight (Approx)	: 305 gms (Including Battery)
Gross Weight	: 500 gms
Switch	: Push Button
Accessories	: Adapter, Charging Lead



# LED Flashlight

With Zoom & Glass Breaking Pin

Model: YK-MT 30

**30 W**

Watt

**1 Km**

Range  
(Up to)

**12 hrs**

Operation  
Time

**38 mm**

Front Dia

**5**

Modes

**340 gms**

Weight



Optionally Available with Car Adapter

## Specifications

Type of lamp/ Wattage	: LED / 30	Weight (Approx)	: 340 gms (Including Battery)
Brightness Lumens	: 2000 LM	Gross Weight (Approx)	: 495 gms
Dia of search light (Approx)	: 38 mm	Switch	: Push Button
Dimensions	: 164 L X 38 Front Dia X 38 mm Tail Dia	Water Proof Grade	: IPX5
Box Dimension	: 200 X 130 X 50 mm	Zooming	: Telescopic Sliding Zoom Head
Color temperature (Degree k)	: 6500	Lens	: Acrylic Aspherical
Type of battery	: 26650 (5500 mAh) Lithium	Glass Breaking Pin	: Provided at Tail end
Type/Color of housing material	: High Grade Aluminum Alloy/Black	Power Bank	: Mobile Phones can be charged
Operation Modes	: 5 Modes (High-Medium-Low-Flasher-SOS)	Switch	: Push button
SOS Mode	: Press Twice at Flasher mode to operate SOS	Pocket/Belt Clip	: Provided
Operation time	: 12 H in Low Mode / 5.5 H in High Mode	Accessories	: Adapter & Lead
Battery Charging Time	: About 8 hours		
Battery Level Indicator	: 100%(Full Charge) - 75% - 50% - 25%(Low Battery)		
Charging Adapter	: External 5V2A		
Charging	: AC Mains 220V50Hz		
Auto Power Cut Off	: On Low Voltage		
Charging Port	: C Type Port		
Range (Approx)	: Up to 1Km		
Op Temp Range	: -10 deg C to +55 deg C.		
Op RH	: 95%		
LED bulb life	: Up to 50,000 hrs.		



# LED Flash Light

Model: YK-A1

**5W**

Watt

**400 mtrs**

Range (Up to)

**UPTO 5 HRS**

Operation Time

**50 MM**

Front Dia

**4**

Modes

**145 gms**

Weight



## Specifications

Model	: YK-A1
Type of lamp/ Wattage	: LED 5W - Work Led 3W
Dia of search light (Approx)	: 50 MM
Dimensions	: 159 (L) X 50 W (Dia) X 50 (H)
Indicator	: Battery Level Indicator - 100% - 75% - 50% - 25% within switch
Usb Charging	: Provided , Mobile Phone Can be Charged
Battery	: 1 x 3.7v 18650 Lithium ion Battery 1800 mah
Body Material/Color	: Aluminium Alloy + Abs Body/Black+ Grey
Operation Modes	: 4 Modes - High-Low-Flasher-Work Light
Operation Time (upto)	: High - Upto 4 Hours (Approx) Low - Upto 5 Hours (Approx)
Charging Time	: 4 Hours (Approx)
Battery Charger Circuit	: Inbuilt , External Adaptor and Usb Cable Provided
Charging	: 5V 1Amp External Adaptor
Operating Rh	: Rh 95%
Range	: Upto 400 mtrs Approx
Weight (Approx)	: 145 Grams (Approx) with Battery
Operating Temp.	: -10 to +55 Degree C
Switch	: Soft Touch Push Button
Accessories	: 1 x 5v 2amp Adaptor , 1 Type A to Usb Cable



# LED Flash Light

With Zoom

Model: YK-T3+

**10W**

Watt

**800 mtrs**

Range  
(Up to)

**UPTO 12HRS**

Operation  
Time

**50 MM**

Front Dia

**1**

Modes

**330 gms**

Weight



## Specifications

Model	: YK-T3+
Type of lamp/ Wattage	: LED 10W
Dia of search light (Approx)	: 50 MM
Dimensions	: 250 (L) X 50 W (Dia) X 51 (H)
Indicator	: Charging , Low Battery Indicator Provided
Usb Charging	: Provided , Mobile Phone Can be Charged
Battery	: 2 x 3.7v 18650 Lithium ion Battery 4000 mAh
Body Material/Color	: Aluminium Alloy/Black+ Grey
Operation Modes	: 1 Mode - ON/OFF
Operation Time (upto)	: Upto 12 Hrs
Voltage	: 220V 50 Hz
Charging Time	: 8 Hours (Approx)
Battery Charger Circuit	: Inbuilt , External Adaptor and Usb Cable Provided
Charging	: 5V 1Amp External Adaptor
Operating Rh	: Rh 95%
Range	: Upto 800 mtrs Approx
Weight (Approx)	: 330 Grams (Approx) with Battery
Operating Temp.	: -10 to +55 Degree C
Switch	: Soft Touch Push Button
Accessories	: 1 x 5v 1amp Adaptor , 1 Type C to Usb Cable



5 W

Watt

500 m

Range (Up to)

12 hrs

Operation Time

50 mm

Front Dia

1

Mode

280 gms

Weight



### Specifications

Type Of Lamp/wattage	:	Led/5w
Brightness Lumens	:	350 Lm
Dia Of Search Light (approx)	:	50mm
Dimensions	:	267 L X 50 Front Dia X 27 Tail Dia
Box Dimension	:	290 X 85 X 70 Mm
Color Temperature (degree K)	:	6500
Type Of Battery (Rechargeable)	:	3.7v 4000mah Lithium (pack Of 2 X 18650)
Type / Color of Housing Material	:	Hard Anodized High Grade Aluminum Alloy / Black
Operation Modes	:	On / Off
Operation Time	:	Up To 12 H
Battery Charging Time	:	About 8 Hours
Adapter	:	External 5v2a
Charging	:	Ac Mains 220v50hz
Range (approx)	:	Up To 500m
Op Temp.	:	-10 Deg C To +55 Deg C.
Op Rh	:	95%
Led Bulb Life	:	Up To 50,000 Hrs.
Weight (approx)	:	280 Gms (including Battery)
Gross Weight (approx)	:	425 Gms
Indicators	:	100% Power -all 4 Indicators Turn Green (full Charge) 75% Power - 3 Indicators In Green 50% Power - 2 Indicators In Green 25% Power - 1 Indicator Turns Red (low Battery)



# LED Flash Light

With Zoom

Model: YK-T2+

**15W**

Watt

**1KM**

Range  
(Up to)

**UPTO  
12HRS**

Operation  
Time

**50 MM**

Front Dia

**3**

Modes

**305  
gms**

Weight



## Specifications

Model	: YK-T2+
Type of lamp/ Wattage	: LED 15W
Dia of search light (Approx)	: 50 MM
Dimensions	: 225 (L) X 49 W (Dia) X 50 (H)
Indicator	: Charging , Low Battery , Full Charge Indicator Provided
Range	: Upto 800 mtrs Approx
Battery	: 1 x 3.7v 18650 Lithium ion Battery 4000 mAh
Body Material/Color	: Aluminium Alloy/Charcoal Grey+ Silver
Operation Modes	: 3 Mode - High-Low- Flasher (Double Press to Use Flasher)
Operation Time (upto)	: Upto 12 Hrs
Voltage	: 220V 50 Hz
Charging Time	: 8 Hours (Approx)
Battery Charger Circuit	: Inbuilt , External Adaptor and Usb Cable Provided
Charging	: 5V 1Amp External Adaptor
Operating Rh	: Rh 95%
Accessories	: 1 x 5v 1amp Adaptor , 1 Type C to Usb Cable
Weight (Approx)	: 330 Grams (Approx) with Battery
Operating Temp.	: -10 to +55 Degree C
Switch	: Soft Touch Push Button



# LED Flash Light

with Zoom, Work Light & Signalling Light

Model: YK-MT 3410



Watt



Range  
(Up to)



Operation  
Time



Front Dia



Modes



Weight



**Blinking  
Red  
Flasher**

## Specifications

Type of lamp/ Wattage	: LED / 10 W
Brightness Lumens	: 500 LM
Dia of search light (Approx)	: 63 mm
Dimensions	: 155 L X 63 Front Dia X 55 mm Tail Dia
Box Dimension	: 175 X 105 X 75 mm
Type of battery	: 2 X 18650 (8000 mAh) Lithium 3.7V
Type / Color of housing material	: High Grade Aluminum Alloy / Silver Grey
Operation Modes	: 3 Modes (Front LED-Work Light-Red Blinking)
Operation time	: Up to 24H Front LED/ 8 H Work Light
Battery Charging Time	: About 8 hours
Charging Adapter	: External 4.2V0.5A
Charging	: AC Mains 220V50Hz
Range Main LED	: Up to 500m
Op Temp Range	: -10 deg C to +55 deg C.
Op RH	: 95%
LED bulb life	: Up to 50,000 hrs.
Weight (Approx)	: 440 gms (Including Battery)
Gross Weight (Approx)	: 525 gms
Switch	: Soft Touch Push to ON, on Handle Front
Zooming	: Rotating Head Zoom
Lens	: Aspherical
Handle	: Multi Purpose
Accessories	: Adapter





# LED Flash Light

with zoom

Model: YK-MT DRY

5 W

Watt

300 m

Range  
(Up to)

16 hrs

Operation  
Time

33 mm

Front Dia

5

Modes

150 gms

Weight  
(Battery Specific)



Optionally Available with Rechargeable Battery & Adapter

## Specifications

Type of lamp/Wattage	: LED / 5W
Brightness Lumens	: 350 LM
Dia of search light (Approx)	: 33 mm
Dimensions	: 132 L X 33 Front Dia X 27 mm Tail Dia
Box Dimensions	: 140 X 40 X 40 mm
Battery	: 3 X AAA Dry battery
Rechargeable Battery	: Optional 1X18650 (2200mAh) Lithium
Type/Color of housing material	: High Grade Aluminum Alloy / Black
Zoom	: Telescopic Sliding Zooming Head
Operation Modes	: 5 Modes (High-Medium-Low-SOS Flasher-Strobe)
Operation Time	: Up to 8H on High Mode / Up to 16H on Low Mode
Op. Temp	: -10 to +55 degree C
Battery Charging Time	: Around 6 hours
Charging Adapter	: External 4.2V0.5A (Optional with Rechargeable Model only)
Charging	: AC Mains 220V50Hz (For Rechargeable Model only)
Range	: 300m (Approx)
Weight (Approx)	: 150 gms with Dry Battery / 170 gms with Rechargeable Battery
Switch	: Push Button Tail End
Wrist Strap	: Provided



# LED Flash Light

with zoom

Model: YK-NHP

Night Hunter Plus

10 W

Watt

500 m

Range (Up to)

18 hrs

Operation Time

45 mm

Front Dia

3

Modes

216 gms

Weight



## Specifications

Type of lamp/Wattage	: LED / 10 W
Dia of search light (Approx)	: 45 mm
Dimensions	: 148 (L) 45 (W) Front Dia X 28 (H) Tail Dia
Color temperature (Degree k)	: 5500 TO 6500
Type of Battery	: 1 X 18650 Lithium 3.7V (4800/4200 mAh battery)
Type/Color of housing material	: Hard Anodized High Grade Aluminum Alloy / Black
Zoom	: Rotatable Head Zoom
Operation Modes	: 3 Modes Low-High-Flasher
Operation Time (Low/High Mode)	: 18 / 6 H (Approx)
Battery Charging Time	: About 8 hours
Charger	: External
Charging	: AC Mains 220V50Hz
Range (Approx)	: Up to 500m
Op Temp Range	: -10 deg C to +55 deg C.
Op RH	: 95%
LED Bulb Life	: Up to 50,000 hrs.
Weight (Approx)	: 216 gms
Reflector Cup Material	: Aluminum
Switch	: Tail Push Button Switch
Accessories	: Belt Tuck Cover, Adapter, Wrist Strap



YK-MT 3E



YK-SLEEK 1



### Specifications

**Model** : YK-MT3E  
**Light source** : LED T6+2XPE  
**Max Lumens** : 750LM  
**Crust Material** : Aluminium Alloy  
**Power Supply** : 1X18650 Li-ion Battery  
**Function** : 4 modes  
 Middle Light ON  
 Two Side Lights ON  
 All Three Lights ON  
 Flashing  
 Retractable to focus  
 90 degree up & down adjustment  
**Switch** : Middle Push ON/OFF

**Model** : YK-Sleek 1  
**LED** : Beam Light – 3W/300LM  
 Work Light -5W  
**Body / Colour** : Alluminium/ Black  
**Dimensions** : 213 x 35 x 50 mm  
**Box Dimensions** : 250 x 240 x 45 mm  
**Weight (Approx)** : 365 gms  
**Battery** : 4X18650, 2000MAH  
**Battery Charger** : External Charger 5V1A  
**Charging** : 220V A/C Mains / USB Charging  
**Battery Level Indicator** : Provided  
**Operation** : Beam Light – Standard  
 Work Light: Super Strong – Strong-Flasher Signal  
**Operation Time (Approx)** : High Mode Up to 5hrs - Low Mode Up to 19hrs  
**Charging Time (Approx)** : 10h  
**Magnetic Base** : Provided  
**Rotation** : N/A  
**Head Wearable Band** : N/A  
**Multi Purpose Use** : Applied



25 W

Watt

56

Total LEDs

7 hrs

Operation Time

187 X 142 mm

Front Dimensions

3

Modes

760 gms

Weight



(Cordless Remote Control)



Optionally Available with Solar Charging, Tripod Stand & Car Adapter

## Specifications

Type of lamp/Wattage	: LED / 25W
LED qty.	: 56 (48 White 4 Red 4 Blue)
Operation Modes	: 3 Modes High-Low-Red & Blue Blinking
Body Material	: Die Cast Aluminium.
Body Colour	: Yellow
IP Rating	: IP 67
Power Supply	: 3 X 18650 Li battery
Battery Capacity	: 6600 mAh 3.7V
Charging	: DC Charge 5V1A
Operation Time (Approx)	: High 3 H / Low 7 H
Charging Time	: 8 hours (Approx)
Charging Indicator	: Green LED glows RED stops glowing
Full Charge indicator	: Red LED glows Green stops glowing
Op Temp Range	: -10 deg C to +55 deg C.
Op RH	: 95%
Dimensions	: 187 X 46 X 142 mm (Excluding Handle, Clamp, Base Stand)
Box Dimensions	: 225 X 225 X 96 mm
Weight (Approx)	: 760 gms (Excluding Base Stand)
Gross Weight	: 1160 gms
Cordless Remote	: Provided
Tripod Stand	: Optional ( Standard height sizes 3m, 5m Approx)
Accessories	: Adapter, Charging Lead, Cordless Remote, Base Stand





30 W

Watt

90

Total LEDs

10 hrs

Operation Time

192 X 144 mm

Front Dimensions

3

Modes

835 gms

Weight



(Cordless Remote Control)

Optionally Available with Solar Charging, Tripod Stand & Car Adapter

## Specifications

Type of lamp/ Wattage	: LED / 30W
LED Qty	: 90 (80 White 5 Red 5 Blue)
Operation Modes	: 3 Modes High-Low-Red & Blue Blinking
Body Material	: Die Cast Aluminium & ABS
Body Colour	: Yellow / Black
IP Rating	: IP 65
Power supply	: 3 X 18650 Li battery
Battery Capacity	: 6000 mAh
Charging	: DC Charge 5V2A
Charging Voltage	: 180 - 270 VAC, 50 Hz
Operation Time(Approx)	: High 5 H / Low 10 H
Charging Time	: 8 hours (Approx)
Op Temp Range	: -10 deg C to +55 deg C.
Op RH	: 95%
Battery Level Indicator	: Digital Display
Dimensions	: 192 X 91 X 144 mm (Excluding Handle, Clamp, Base Stand)
Box Dimensions	: 239 X 215 X 155 mm
Weight(Approx)	: 835 gms (Excluding Base Stand)
Gross Weight	: 1285 gms
Cordless Remote Range	: Provided
USB	: Provided. Mobile Phone can be charged
Tripod Stand	: Optional ( Standard height sizes 3m, 5m Approx)
Switch	: Dual, Soft Touch Push to ON





40  
W

Watt

90

Total LEDs

4.5  
hrs

Operation  
Time

225  
X  
179  
mm

Front  
Dimensions

3

Modes

920  
gms

Weight



(Cordless Remote Control)

Optionally Available with Solar Charging, Tripod Stand & Car Adapter

## Specifications

Type of lamp/Wattage	: LED / 40W
LED qty.	: 90 (80 White - 5 Red - 5 Blue)
Operation Modes	: 3 Modes High-Low-Red & Blue Blinking
Body Material	: Die Cast Aluminium.
Body Colour	: Yellow / Black
IP Rating	: IP 67
Power Supply	: 4 X 18650 Li battery
Battery Capacity	: 8800 mAh 3.7V
Charging	: DC Charge 5V1A
Operation Time (Approx)	: High 3 H / Low 4.5 H
Charging Time	: 10 hours (Approx)
Op Temp Range	: -10 deg C to +55 deg C.
Op RH	: 95%
Battery Level Indicator	: Digital Display (0-100%)
Dimensions	: 225 X 49 X 179 mm (Excluding Handle, Clamp, Base Stand)
Box Dimensions	: 270 X 100 X 270 mm
Weight (Approx)	: 920 gms (Excluding Base Stand)
Gross Weight	: 1770 gms
Cordless Remote Range	: Up to 50m Line of Sight
Tripod Stand	: Optional ( Standard height sizes 3m, 5m Approx)
Accessories	: Adapter, Charging Lead, Cordless Remote, Base Stand





60 W

Watt

130

Total LEDS

5 hrs

Operation Time

250 X 205 mm

Front Dimensions

3

Modes

1.13 KG

Weight



(Cordless Remote Control)

Optionally Available with Solar Charging, Tripod Stand & Car Adapter

## Specifications

Type of lamp/Wattage	: LED / 60W
LED qty.	: 130 (120 White 5 Red 5 Blue)
Operation Modes	: 3 Modes High-Low-Red & Blue Blinking
Body Material	: Die Cast Aluminium.
Body Colour	: Yellow
IP Rating	: IP 67
Power Supply	: 5 X 18650 Li battery
Battery Capacity	: 11000 mAh 3.7V
Charging	: DC Charge 5V2A
Operation Time (Approx)	: High 4 H / Low 5 H
Charging Time	: 10 hours (Approx)
Battery Level Indicator	: Digital Display (0-100%)
Op Temp Range	: -10 deg C to +55 deg C.
Op RH	: 95%
Dimensions	: 250 X 64 X 205 mm (Excluding Handle, Clamp, Base Stand)
Box Dimensions	: 290 X 120 X 330 mm
Weight (Approx)	: 1135 gms (Excluding Base Stand)
Gross Weight	: 1720 gms
Cordless Remote Range	: Up to 50m Line of Sight
Tripod Stand	: Optional ( Standard height sizes 3m, 5m Approx)
Accessories	: Adapter, Charging Lead, Cordless Remote, Base Stand





# LED Flood Light with inbuilt Solar Panel

Model: YK-FL 60 SLR

60  
W

Watt

90

Total LEDs

18  
hrs

Operation  
Time

161  
X  
158  
mm

Front  
Dimensions

3

Modes

825  
gms

Weight



Optionally Available with Car Adapter & Tripod Stand

## Specifications

Type of lamp/ Wattage	: LED / 60W
LED Qty	: 90 (80 White 5 Red 5 Blue)
Solar Charging Panel	: Inbuilt
Operation Modes	: 3 Modes (High-Low-Red & Blue Blinking)
Body Material	: ABS
Body Colour	: Black
IP Rating	: IP 66 Weather proof
Battery	: 5 X 18650 (11000 mAh) Lithium 3.7V
Charging	: Through External 5V2A Adapter / Inbuilt Solar Panel
Charging Voltage	: 180 - 270 VAC, 50Hz
Operation Time(Approx)	: High 8 H / Low 18 H
Charging Time(Approx)	: 10 hours Through Adapter
Battery Level Indicator	: 25% - 50% - 75% - 100% Display
Op Temp Range	: -10 deg C to +55 deg C.
Op RH	: 95%
Dimensions	: 161 X 47 X 158 mm (Excluding Handle, Clamp, Base Stand)
Solar panel Dimensions	: 130 X 110 mm
Box Dimensions	: 260 X 110 X 260 mm
Weight(Approx)	: 825 gms (Excluding Base Stand)
Gross Weight	: 1.3Kg
Cordless Remote	: Provided
Tripod Stand	: Optional ( Standard height sizes 3m, 5m Approx)

Accessories	: Adapter, Charging Lead, Cordless Remote, Base Stand
USB Port	: Provided, Mobile ph. can be charged
Switches	: Dual Soft Touch Switches



100 W

Watt

196

Total LEDs

6.5 hrs

Operation Time

300 X 242 mm

Front Dimensions

3

Modes

1.55 KG

Weight



(Cordless Remote Control)

Optionally Available with Solar Charging Car Adapter & Tripod Stand

## Specifications

Type of lamp/Wattage	: LED / 100W
LED qty.	: 196 (182 White 7 Red 7 Blue)
Operation Modes	: 3 Modes High-Low-Red & Blue Blinking
Body Material	: Die Cast Aluminium.
Body Colour	: Yellow
IP Rating	: IP 67
Power Supply	: 6 X 18650 Li battery
Battery Capacity	: 12000 mAh 3.7V
Charging	: DC Charge 5V2A
Operation Time (Approx)	: High 6 H / Low 6.5 H
Charging Time	: 10 hours (Approx)
Battery Level Indicator	: Digital Display (0-100%)
Op Temp Range	: -10 deg C to +55 deg C.
Op RH	: 95%
Dimensions	: 300 X 73 X 242 mm (Excluding Handle, Clamp, Base Stand)
Box Dimensions	: 344 X 125 X 350 mm
Weight (Approx)	: 1555 gms (Excluding Base Stand)
Gross Weight	: 2245 gms
Cordless Remote Range	: Up to 50m Line of Sight
Tripod Stand	: Optional (Standard height sizes 3m, 5m Approx)
Accessories	: Adapter, Charging Lead, Cordless Remote, Base Stand





100  
W

Watt

244

Total LEDs

5  
hrs

Operation  
Time

278  
X  
250  
mm

Front  
Dimensions

3

Modes

1.39  
KG

Weight



(Cordless Remote Control)

Optionally Available with Solar Charging Car Adapter & Tripod Stand

## Specifications

Type of lamp/ Wattage	: LED / 100W
LED Qty	: 244 (234 White 5 Red 5 Blue)
Solar Charging Panel	: Inbuilt
Operation Modes	: 3 Modes High-Low-Red & Blue Blinking
Body Material	: Die Cast Aluminium. & ABS (Solar Panel)
Body Colour	: Yellow & Black
IP Rating	: IP 65
Battery	: 16000 mAh Lithium
Adaptor	: External 5V2A
Charging Voltage	: 180 – 270 VAC, 50Hz
Operation Time(Approx)	: High 4 H / Low 5 H
Charging Time(Approx)	: 8 hours Through Adaptor
Battery Level Indicator	: Digital Display
Op Temp Range	: minus 10 deg C to +55 deg C.
Op RH	: 95%
Dimensions	: 278 X 94 X 250 mm (Excluding Handle, Clamp, Base Stand)
Solar panel Dimensions	: 127 X 125 mm
Box Dimensions	: 280 X 170 X 280 mm
Weight(Approx)	: 1390 gms (Excluding Base Stand)
Gross Weight	: 1980 gms
Cordless Remote	: Provided
Switches	: Dual, soft Push to ON
USB	: Provided (Mobile Phone can be charged)
Tripod Stand	: Optional ( Standard height sizes 3m, 5m Approx)



**150 W**

Watt

**430**

Total LEDS

**4.5 hrs**

Operation Time

**250 X 205 mm**

Front Dimensions

**3**

Modes

**1.6 KG**

Weight



(Cordless Remote Control)

Optionally Available with Tripod Stand & Car Adapter

## Specifications

Type of lamp/Wattage	: LED / 150W
LED qty.	: 430 (420 White 5 Red 5 Blue)
Solar Charging Panel	: Inbuilt
Operation Modes	: 3 Modes High-Low-Red & Blue Blinking
Body Material	: Die Cast Aluminium. & ABS (Solar Panel)
Body Colour	: Yellow & Black
IP Rating	: IP 65
Battery	: 16000 mAh Lithium 3.7V (8X18650)
Charging	: Through External 5V2A, Adapter / Inbuilt Solar Panel
Charging Voltage	: 180 - 270 VAC, 50Hz
Operation Time (Approx)	: High 4 H / Low 4.5 H
Charging Time (Approx)	: 8 hours Through Adapter
Battery Level Indicator	: Digital Display (0-100%)
Op Temp Range	: -10 deg C to +55 deg C.
Op RH	: 95%
Dimensions	: 250 X 109 X 205 mm (Excluding Handle, Clamp, Base Stand)
Solar Panel Dimensions	: 143 X 143 mm
Box Dimensions	: 295 X 176 X 340 mm
Weight (Approx)	: 1600 gms (Excluding Base Stand)
Gross Weight	: 2310 gms
Cordless Remote	: Provided
Switches	: Dual, soft Push to ON
Tripod Stand	: Optional ( Standard height sizes 3m, 5m Approx)

Accessories	: Adapter, Charging Lead, Cordless Remote, Base Stand
USB Port	: Provided, Mobile ph. can be charged
Switches	: Dual Soft Touch Switches





200  
W

Watt

378

Total LEDs

4  
hrs

Operation  
Time

333  
X  
270  
mm

Front  
Dimensions

3

Modes

2.17  
KG

Weight



(Cordless Remote Control)

Optionally Available with Solar Charging Panel & Tripod Stand

## Specifications

Type of lamp/Wattage	: LED / 200W
LED qty.	: 378 White LED
Operation Modes	: 3 Modes High-Medium-Low
Body Material	: Die Cast Aluminium.
Body Colour	: Yellow
IP Rating	: IP 67
Power Supply	: 10 X 18650 Li battery 3.7V (20000mAh)
Charging	: DC Charge 5V2A
Operation Time (Approx)	: High 1.5 H / Low 4 H
Charging Time	: 10 hours (Approx)
Op Temp Range	: -10 deg C to +55 deg C.
Op RH	: 95%
Dimensions	: 333 X 77 X 270 mm (Excluding Handle, Clamp, Base Stand)
Box Dimensions	: 370 X 134 X 380 mm
Weight (Approx)	: 2170 gms (Excluding Base Stand)
Gross Weight	: 2920 gms
Tripod Stand	: Optional (Standard height sizes 3m, 5m Approx)
Accessories	: Adapter, Charging Lead, Cordless Remote, Base Stand
Cordless Remote Range	: Upto 50m line of sight



Light Source



LED Life



Operation Time



Operation Mode



LED Colour



Weight



## Specifications

Light source	: Cluster of ultra bright LEDs
LED Life	: 50,000 hrs
Colour of Light	: White
Mode of Operation	: Steady
Operation Time	: Up to 10 hrs
Operating Voltage	: 12 V DC
Battery	: 12 V, 4.5 Ah Rechargeable SMF
Visibility	: Up to 4 KM in straight direction at night time
Intensity at 1 mtr.	: 250 Lux
Charger Unit	: External Charger 12V
Weight of Lamp Unit	: Approx 3.890 Kg (including battery)
Switch	: Toggle On / Off
Indicators	: Battery Low, Charging
Weight	: 3.89 kg
Gross Weight	: 4.65 kg



Sensitivity



Indication



Alarm



External  
(Optional)



Metal Detection



Weight



## Specifications

Sensitivity	: Detects Small Metal like a Paper Pin
Detection	: Detects both ferrous and non-ferrous metals
Alarm Mode	: Audio-Visual
Power	: 9V x 1 Rechargeable Battery OR Dry Battery
Battery Charger (Optional)	: External
Weight (Approx)	: 290 gms
Body	: ABS
Dimensions (Approx)	: 380mm X 75mm X 35mm
Working temp	: 0 to 50 degree C, 0-90%H R
Accessories	: Adapter & Lead
Wrist Strap	: Provided



Sensitivity



Indication



Alarm



Charging



Metal Detection



Weight



## Specifications

Detection	: Detects both ferrous & non-ferrous metals
Sensitivity (Approx)	: Pin 30 – 60mm, Pistol 150mm, 6" dagger 160mm, Steel Ball 20mm dia - 90mm
Sensitivity Selection	: Option of High – Low Sensitivity Selection
Alarm Mode	: Buzzer & LED, Vibration
Indications	: Audio-Visual (LED) Indications for POWER ON, DETECTION, LOW BATTERY
Power	: 6F22 9V
Battery Charger	: Contact Less (Wireless)
Weight (Approx)	: Detector (Without Battery): 320 gms Approx. Charger (Without Cord): 350 gms Approx
Body	: High impact ABS
Dimensions(Approx)	: HHMD - 400mm x 80mm x 40mm Charger – 160 X 96 X 90mm
Working temp	: 0 to 50 degree C. 0 to 90% HR
Accessories	: Adapter & Lead



# Hand Held Metal Detector (With LED Bar Graph)

Model: GP 009



Sensitivity



Indication



Alarm



External



Metal Detection



Weight



With LED Bar Graph

## Specifications

Detection	:	Detects both ferrous & non-ferrous metals
Sensitivity (Approx)	:	Detects medium sized pistol from 9" ; knife from 6", razor blade and box cutter from 3", foil-wrapped tiny jewelry from 1".
Sensitivity Selection	:	Option of High – Low Sensitivity Selection
LED BARGRAPH(16 LEDs)	:	Provided for Metal Size/Qty Estimation
Multi Tone Audio	:	Audio tone changes with metal size
Alarm Mode	:	Buzzer & LED,
Indications	:	Power On, Detection, Low Battery
Vibration Mode	:	Optional
Ear Phone	:	Optional
Power	:	9V x 1 Rechargeable OR Dry Battery
Battery Charger	:	External
Weight (Approx)	:	425 gms
Body Material / Color	:	ABS / Black
Dimensions(Approx)	:	420 X 83 X 41 mm
Working temp	:	0 to 50 degree C 0-90%HR



# Hand Held Metal Detector with LED Bar Graph

Model: Multi Point 01



Sensitivity



Indication



Alarm



External



Metal Detection



Weight



With LED Bar Graph

## Specifications

Detection	: Detects both ferrous & non-ferrous metals
Sensitivity (Approx)	: 1 gm
Sensitivity Selection	: Option of High – Low Sensitivity Selection
LED BARGRAPH	: 16 LEDs (5 Green, 5 Orange, 6 Red)
Multi Tone Audio	: Audio tone changes with metal size
Alarm Mode	: Buzzer, BAR GRAPH & LED
Indications	: Power On, Detection, Bar Graph, Low Battery
Vibration Mode	: Provided
Power	: 9V x 1 Rechargeable OR Dry Battery
Adapter	: External
Weight (Approx)	: 215 gms
Gross Weight	: 330 gms
Body Material / Color	: ABS / Black
Working temp	: - 10 to 50 degree C 0-90%RH
Dimensions (Approx)	: 295 X 67 X 29 mm
Box Dimensions	: 370 X 80 X 38 mm



Sensitivity



Indication



Alarm



External



Metal Detection



Weight



## Specifications

Sensitivity	: Adjustable Externally
Detection	: Detects medium sized pistol from 9", razor blade and box cutter from 3", knife from 6", foil wrapped tiny jewelry from 1".
Indications	: Power On, Detection, Low Battery
Vibrator	: Provided
Power	: 9V X 1 Rechargeable Battery OR Dry Battery
Battery Charger	: External
Charging Time	: 16 hrs Approx
Weight (Approx)	: 340gms (With Battery)
Body	: Heavy duty frame, rugged, high-impact case with reinforced coil compartment, ABS materials
Dimensions(Approx)	: 420 x 83 x 41 mm
Box Dimensions	: 430 x 105 x 50 mm
Working temp	: -5 to +55 degree C, 0-90% H R
Detection	: Can Detect 1gm Metal
Gross Weight	: 510 gms
Belt Hook	: Provided
Accessories	: Adapter





Sensitivity



Indication



Alarm



External



Metal Detection



Weight



## Specifications

Sensitivity	:	High, Easily Detects Small Metal Objects
Detection	:	Detects Pin 2", knife from 6", razor blade and box cutter from 3", foil-wrapped tiny jewelry from 1" (All Approx)
Indications	:	Audio - Visual. Visual Through Single LED - POWER ON (Green Color) Metal Detection (Red Color), Low Battery (Amber Color)
Vibrator	:	Provided
Power	:	9V x 1 Rechargeable Battery OR Dry Battery
Charger	:	External Adapter
Weight (Approx)	:	244 gms (With Battery). 206 gm (Without Battery)
Gross Weight	:	385 gms
Body	:	Fine Quality ABS material
Dimensions(Approx)	:	380 x 79 x 36 mm
Box Dimensions	:	400 x 95 x 45 mm
Working temp	:	-10 to +55 degree C 0-90% H R
Detection Range	:	1 gram
Low Battery Indicator	:	Provided
Accessories	:	Adapter



Sensitivity



Indication



Alarm



External



Metal Detection



Weight



## Specifications

Sensitivity	: Easily Detects Small Metal Objects
Detection	: Detects both ferrous and non-ferrous metals
Detection Loop Dia	: 137mm
Alarm Mode	: Sound & light, vibration (switch)
Low Battery Indicator	: LED glows continuously Red
Power	: 9V x 1 Rechargeable Battery OR Dry Battery
Battery Adapter	: External
Indication	: System ON, Detection, Low Battery
Weight (Approx)	: 210 gms (Including Battery)
Gross Weight	: 360 gms
Body	: ABS Moulded
Working temp	: 0 to 50 degree C 0-90%HR
Dimensions(Approx)	: 350 mm X 140 mm X 40mm
Box Dimensions	: 360 X 145 X 45 mm
Wrist Strap	: Provided
Detection	: 1 gm Metal
Detection Indication	: Yes, LED Turns Red from Green
Accessories	: Adapter





Sensitivity



Indication



Alarm



External  
(optional)



Metal Detection



Weight



optionally Available with Rechargeable Battery & Charger

## Specifications

Sensitivity	: 1.2mm Ferrous Metal Sphere
Detection	: Detects Only ferrous metals
Alarm Mode	: Audio Alarm
Power	: 9V x 1 Alkaline/Dry Battery
Rechargeable Battery	: Optional
Battery Charger	: (Optional / External )
color	: Yellow & Black
Weight (Approx)	: 230 gms
Gross Weight	: 310 gms
Body	: ABS/Acrylic
Dimensions (Approx)	: 145 X 60 X 45 mm
Box Dimensions	: 170 X 80 X 55mm
Working temp	: 0 to +50 degree C
Wrist Strap	: Provided
Indicator	: LED Glows RED on Metal Detection



Sensitivity



Indication



Alarm



Inbuilt



Metal Detection



Weight



## Specifications

Detection	: Detects both ferrous & non-ferrous metals
Sensitivity (Approx)	: 1 gram of metal from 20-25 mm distance
Sensitivity Adjustment	: Provided
Detection Loop	: Large, 135mm Dia
Indications	: Power On, Detection, Charging
Low Battery Indicator	: Continuous Sound
Power	: 9V x 1 Rechargeable OR Dry Battery
Battery Charger	: Inbuilt, Charging Cord Provided
Weight (Approx)	: 350 gms (with Battery)
Gross Weight	: 560 gms
Body	: High impact ABS light weight body with removable cover for battery replacement
Dimensions(Approx)	: 410 x 140 X 40 mm approx.
Box Dimensions	: 425 X 145 X 45 mm
Working temp	: 0 to 50 degree C. 0 to 95% non condensing
Cord Length	: 1.25 mtr (Approx)
Wrist Strap	: Provided
Accessories	: Charging Lead



Sensitivity



Indication



Alarm



Inbuilt



Metal Detection



Weight



## Specifications

Detection	: Detects both ferrous & non-ferrous metals
Sensitivity (Approx)	: 1 gram of metal from 20-25 mm distance
Sensitivity Adjustment	: Provided
Indications	: Power On, Detection, Charging
Low Battery Indicator	: Continuous Sound
Power	: 9V x 1 Rechargeable OR Dry Battery
Battery Charger	: Inbuilt, Charging Cord Provided
Charging Time	: 16 hrs Approx
Weight (Approx)	: 300 gms (with Battery)
Gross Weight	: 490 gms
Body	: High impact ABS light weight body with removable cover for battery replacement
Dimensions(Approx)	: 335 X 110 X 38 mm
Box Dimensions	: 360 X 110 X 70 mm
Working temp	: 0 to 50 degree C 0-90%RH
Cord Length	: 1.25 mtr (Approx)
Wrist Strap	: Provided
Accessories	: Charging Lead



# Hand Held Metal Detector (With 360 Degree Rotational Detection)

Model: GP Pointer



Special Feature



Pin



Alarm



Detection



Metal Detection



Weight



## Specifications

Detection	:	Detects both ferrous and non-ferrous metals
Sensitivity Adjustment	:	Pre-Set
Indications	:	LED ON
Alarm	:	Proportional Audio / Vibration pulse
Power	:	9V Dry or Optional Rechargeable
Battery Charger	:	Optional When Using 9V Rechargeable Battery
Weight (Approx)	:	210 gms
Gross Weight	:	310 gms
Body / Color	:	ABS / Black
Dimensions(Approx)	:	229 X 38 X 22mm
Box Dimensions	:	245 X 65 X 65mm
Working temp	:	0 to 50 degree C 0-90%H R
LED for Dark Area Use	:	Provided
Audible Low Battery Alert	:	Alternating Dual-Tone Alarm
Pinpointing Locating Metal	:	Possible
Strap	:	Provided
Detection	:	360 degrees
Detection Range	:	1 gm (Approx)
Switch	:	Soft Push Button
Accessories	:	Holster & Belt Hook

(Specifications, Size, Shape, Colour, Appearance etc are subject to change without any notice at any stage, E. & O. E.)  
pointblank.in



# Hand Held Metal Detector (With 360 Degree Rotational Detection)

Model: GRT 800



Detection



Indication



Alarm



Metal Detection



Special  
Feature



Weight



## Specifications

Detection Detects : Detects both ferrous and non-ferrous metals.  
 Detection Type : Medium Sized Pistol from 14 cms  
 Cartridge from 5.5 cms Detonator from 6 cms  
 Blade from 5 cm

Pinpointing Locating Metal : 360 Degree Rotational Detection Coverage  
 Sensitivity Adjustment : Possible Pre-Set  
 Indications : LED ON (Green Led Glows).  
 Detection (Red Led Glows)  
 Low Battery (Yellow Battery Glows)

Alarm : Audio & Vibration  
 Power : 9V Rechargeable Battery  
 Battery Charger : Provided  
 Weight (Approx) : 440 gms  
 Gross Weight : 600 gms  
 Body/Color : ABS/Black  
 Dimensions (Approx) : 485 X 83 X 36mm  
 Box Dimensions : 520 X 109 X 48mm  
 Working temperature : 0 to 50 degree C 0-90%HR

Self Diagnosis Function : Automatic Identifying  
 Environment and  
 Automatic Balancing  
 Function

Charging Indication : Adapter Red Led Gets  
 More Brighter

Accessories : Adapter  
 Working Frequency : 95KHZ



Sensitivity



Indication



Alarm



External



Metal Detection



Weight



## Specifications

Detection	: Detects both ferrous and non-ferrous metals
Sensitivity	: Detects Small Metal Objects like Paper Pin
Sensitivity Adjustment	: Provided
Indications	: Power On, Detection, Low Battery
Alarm	: Audio-Visual
Power	: 1.2 x 4 Rechargeable Battery OR Dry Battery
Battery Charger	: External 5V 1A
Weight (Approx)	: 545 gm
Box Weight	: 750 gms
Body Material	: Detection Search Head - ABS Cabinet - Powder Coated MS Metal
Dimensions (Approx)	: 410mm X 100mm X 45mm
Box Dimensions	: 520 X 105 X 65mm
Working temp	: 0 to 50 degree C 0-90% H R
Audible Low Battery Alert	: Continuous Sound
Wrist Strap	: Provided
Detection Range	: 5 gms (Approx)
Accessories	: Adapter & Lead



# Hand Held Metal Detector (Long Handle Metal Detector)

Model: AR 934



Sensitivity



Indication



Alarm



Sensitivity  
Adjustment



Metal Detection



Weight



## Specifications

Detection	: Detects both ferrous and non-ferrous metals
Sensitivity Adjustment	: IEB Switch Provided (Continue Press for Low Sensitivity or Continue Redo Pressing to increase sensitivity)
Indications	: LED ON (Green Led Glows)
Alarm	: Audio , Vibration ,Earphone (use able in alarm mode only)
Earphone	: Provided , Connectable in Alarm Mode
Power	: 9V Battery or 9V Rechargeable Battery (Optional)
Battery Charger	: Provided (Optionally with Rechargeable Battery)
Weight (Approx)	: 530gms
Gross Weight	: 655 gms
Body / Color	: ABS / Black
Dimensions(Approx)	: 560 X 68 X 42 mm
Box Dimensions	: 565 X 78 X 51 mm
Working temp	: 0 to 50 degree C 0-90%HR
Accessories	: Earphones
Speciality	: To Maintain respectable distance from the person being frisked



Sensitivity



Indication



Special Feature



External (Optional)



Metal Detection



Weight



## Specifications

Sensitivity	: Easily Detects Metallic Objects like Weapons, Firearms, Knives, Grenades etc
Detection	: Detects both ferrous and non-ferrous metals
Alarm Mode	: Vibration only, on Metal Detection
Vibrator	: Provided
Power	: 9V x 1 Alkaline/Dry Battery
Rechargeable Battery	: Optional
Charger	: Optional (External)
Weight (Approx)	: 90 gms
Dimensions (Approx)	: Easily Fits on Palm. Can be customized.
Palm Strap	: Adjustable
Working temp	: - 10 to +55 degree C
Switches	: GREEN Switch for Push to ON. RED Switch for Push to OFF.
Hand Glove	: Can be Concealed in Suitable Hand Glove
Applications	: VVIP/VIP Escorts, Silent Zones, Hospitals, Sensitive Areas
Detection Sensitivity	: 2 gms
Body	: Leather Finish



# Deep Search Metal Detector

(Underground Metal Detector)

Model: AR 924

6 ft.

Detection Depth (upto)

LCD

Display

114 cm

Extended Arm Length

300 mm

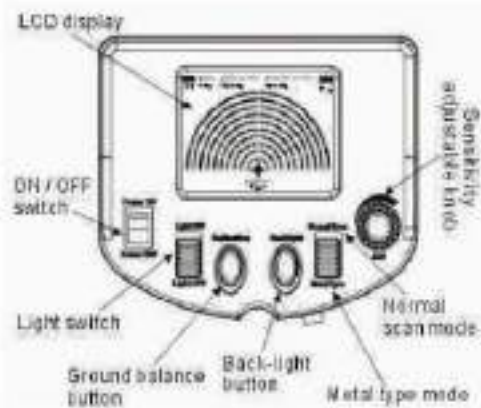
Detection Coil Dia

Ferrous/ Non Ferrous

Metal Detection

1.72 KG

Weight



## Specifications

Detection indication	:	Audio / Light Indication
Display	:	Backlit
LED Light	:	Provided for Night Time Use
LCD Display	:	Large LCD Display Provided (85 X 65 mm Approx)
Net Weight	:	1.720 Kg
Gross Weight	:	2.5 Kg
Dimensions	:	Detection Coil Outer Dia 300 mm Extended Arm Length 114 cm
Box Dimensions	:	485 X 407 X 120 mm
Battery Level Indication	:	Provided
Auto Power Shut Off	:	Provided
Signal Frequency	:	7.1KHz
External earphone jack	:	Provided
Power	:	3.7V (Lithium Battery) Rechargeable
Charge Voltage	:	DC5V
Detection Moden	:	Ground Balance/Discrimination
Max. Detection Depth	:	Up to 6 ft. (Depending on Various Factors Like Metal Type, Quantity, Volume, Surface Area, Soil conditions etc)
Metal Type Selection	:	Ferrous / Non-Ferrous



Sensitivity



Indication



Calibration



Zone



Metal Detection



Body



## Specifications

Body	: FRP
Operational Use	: Both Indoor & Outdoor
Calibration	: Auto Set
Zones	: Single Zone
Detection	: Detects all metals, alloys and ferrites
Power Source	: 230VAC +/- 10%, 50 Hz
WALK" & "STOP" indicators	: Provided
Passage Clearance	: 2000X750X590 mm
Overall Dimensions	: 2170X910X590 mm
sensitivity	: Low, Medium, High
Bar Graph Indications	: Provided
Dismantle in 3 pcs	: YES
Wooden Walk over Bridge	: Not Required
Battery Back Up	: Optional
Infrared sensors Provided	: Optional
Intelligent Counter	: Optionally available with In, Out, Total Count



# Door Frame Metal Detectors (Multi Zones)

Model: PBR Series  
Models: PBR-6000, PBR-12Z, PBR-18Z



Sensitivity



Indication



Adjust Settings  
Through



Zones



Metal Detection



Weight



## Specifications

Model	PBR-6000	PBR-12Z	PBR-18Z
No. of zones	6 Zones	12 Zones	18 Zones
Operational frequencies	Factory Set / User Selectable	Factory Set / User Selectable	Factory Set / User Selectable
Sensitivity	0 to 255 (Optional 0 to 100)	0 to 255 (Optional 0 to 100)	0 to 255 (Optional 0 to 100)
Zone sensitivity	All zones individually Settable	All zones individually Settable	All zones individually Settable
Metal Detection	Ferrous, Non-ferrous Metal Alloys	Ferrous, Non-ferrous Metal Alloys	Ferrous, Non-ferrous Metal Alloys
Alarm signal	Audio-Visual Indications	Audio-Visual Indications	Audio-Visual Indications
LED Indicators	Both Front & Back Panels	Both Front & Back Panels	Both Front & Back Panels
Walk-Stop Indicators	Provided	Provided	Provided
Intelligent Digital Counter	Available with information on IN, OUT, NET, ALARM	Available with information on IN, OUT, NET, ALARM	Available with information on IN, OUT, NET, ALARM
Power supply	Electric Current: AC 220 V/50 Hz Power: <35W	Electric Current: AC 220 V/50 Hz Power: <35W	Electric Current: AC 220 V/50 Hz Power: <35W
Battery Back up	Up to 8 hrs.(Optional)	Up to 8 hrs.(Optional)	Up to 8 hrs.(Optional)
Calibration	Auto calibration	Auto calibration	Auto calibration
Display Unit	Provided	Provided	Provided
Cordless Remote control	Provided for all settings	Provided for all settings	Provided for all settings
Dimensions (Approx)	Outside : 2200X800X500mm Inside : 2010X700X500mm	Outside : 2200X800X500mm Inside : 2010X700X500mm	Outside : 2200X800X500mm Inside : 2010X700X500mm
Weight (Approx)	60 Kg	60 Kg	60 Kg
Working Environment	-10d to +55d C	-10d to +55d C	-10d to +55d C

(Specifications, Size, Shape, Colour, Appearance etc are subject to change without any notice at any stage, E. & O. E.)  
pointblank.in



**AT 6000**



**AT 1100**

## Specifications

### AT 6000

Sensor	: Advanced flat surfaced alcohol sensor
Warm-up time	: Within 10 seconds
Respond time	: Within 5 seconds
Operating temperature	: 5-40 °C
Detection range	: 0.000-0.199% BAC/0.00-1.9 mg/L
Digital display results	: (% BAC/BAC/mg/L)
Quick response & resume	: Provided
Power	: Auto power-off
Mouthpiece	: Included
Sensor fault self checking	: Yes
Blue-colored backlight	: Yes
Low voltage indicator	: Yes
Power input	: 3 x "AAA" Dry Battery
Dimensions	: 112×61×29mm

### AT 1100

Sensor type	: flat surfaced alcohol sensor
Working Voltage	: DC4.5V( 3XAAA)
Working Environment	: Temp-10oC-50oC
Detection Range	: HR<=95% No Dews 0.00-1.90mg/L 0.00-0.20%BAC 0.00-2.90g/L 0.00-2.90‰BAC
Alarming Level	: 0.25mg/L (0.05%BAC) 0.50g/L; 0.50‰BAC)
Accuracy	: +/- 10% F.S
Display	: 3 digits LCD display with light blue backup
Printer	: N/A
Dimension (LXWXH)	: 103X65X27mm
Weight	: 64 g
Memory	: N/A



**7200P  
(Contactless)**



**ALCO TEST**

## Specifications

### 7200P

Sensor type	: Fuel cell and semi-conductor
Detection range	: 0.00 - 0.40%BAC, 0.00-4.00% BAC 0.00 - 2.00mg/L; 0.00 - 4.00g/L
Accuracy	: ± 0.01 at 0.05%BAC
Pre-set level	: 0.05%BAC; 0.50%BAC; 0.25mg/L; 0.50g/L
Warm-up time	: <15 seconds
Testing time	: < 5 Sec
Display	: 1.44-inch LCD
Power	: 3.7 V /5000 mAh Lithium battery
Working environment	: 0°C - 50°C, ≤95% RH, No dews
Working time	: >2000 blowing times (full charge)
Charging time	: 6 hours
Dimensions	: 293mm X 41.3mm X 40.7mm @300g
Testing records	: 20,000
Option	: Bluetooth printer

### Alco Test

Technology	: DSP microprocessor technology Sensor Highly selective semi-conductive oxide
Warm up time	: less then 20 seconds (typical)
Display	: Unique 4 digits LCD
Auto adjust/reset, with reset button	: Provided
Illumination button for use in dark	: Provided, Auto shut off after 10 seconds
Power source	: 9V Dry Battery (Optionally Available in Rechargeable Battery) 12V DC Car Cigarette Point
Dimensions	: 118 x 68 x 29 mm
Measuring range	: 0.000-0.200% BAC;0.000-2.000 BAC
Accuracy	: 0.000-1.000mg/L BrAC+/- 0.015%BAC at 0.05%BAC
Blowing time	: 4 to 5 seconds continuously.
Automatic switch off	: after 30 seconds
Mouthpiece	: Provided, Replaceable
Low voltage Indicator	: Provided
Relative Humidity	: 95% No dews
Operating Temperature	: - 5 to %0 degree C



**TM01**  
(Body Type)



**TM01**  
(Mirror Size)



**EM01**  
(Body/Length)



**EM01**  
(Mirror Size)



**IM01**  
(Body/Length)



**IM01**  
(Mirror Size)



**TM-01**



**EM-01**



**IM-01**

## Specifications

**Model : TM-01**  
 Mirror Size 2 ft X 1 ft  
 Handle Bar – Straight or Telescopic  
 Handle Bar length – 4 ft approx  
 Base Tilt – Suitably designed for clear view  
 Movement – Roller wheels provided  
 Light Source (Optional) – LED Torch  
 Mirror – Good Quality Plain Mirror for long life  
 Fully powder coated  
 Mirror safety cover  
 Can be custom made in other Mirror Size  
 Trolley Type Search Mirror

**Model : EM-01**  
 Mirror Size 9 inches X 5 inches (Approx)  
 Telescopic Handle  
 Adjustable Handle length  
 Handle extendable up to 4 ft approx.  
 Suitable Locking Mechanism for Handle Length  
 Light Source can be mounted (Optional)  
 Extendable Type Search Mirror

**Model : IM01**  
 Handle: Detachable in two parts  
 Handle: Powder Coated  
 Handle Length: 51 inches approx.  
 Mirror: Wide moulded convex Mirror  
 Mirror size: 14 inches X 7 inches  
 Mirror Position: Lower End  
 Elbow Support at upper end  
 Grip bar for easy movement





## **Point Blank Range (Pvt) Ltd.**

**B-217, (First Floor), Okhla Industrial Area Phase-I  
New Delhi-110020 (India)**

**Mobile : 9910200705, 9710200705, 9910700705, 9810200705  
E mail : [pointblankoffice@gmail.com](mailto:pointblankoffice@gmail.com), [contact@pointblank.in](mailto:contact@pointblank.in)  
[pointblank.in](http://pointblank.in)**